

TOWN OF
FARMINGTON



1000 County Road 8, Farmington, New York 14425-9565

"The Gateway to Ontario County" (Exit 44 NYS Thruway)

The Town of Farmington is an equal opportunity provider

TDD 1-800-662-1220

www.townoffarmingtonny.com

Town Supervisor
Peter V. Ingalsbe

Deputy Supervisor
Steven Holtz

**Town Clerk &
Receiver of Taxes**
Michelle A. Finley

Town Board
Michael Casale
Steven Holtz
Ronald Herendeen
Nathan Bowerman

Justices
Nathan Thomas
Morris Lew

**Highway/Parks
Superintendent**
Tim Ford

CONTACT US:

Assessor
(315) 986-8100 x4092

**Building &
Code Enforcement**
(315) 986-8100 x4093

Development Dept.
(315) 986-8100 x4010

Highway/Parks Dept.
(315) 986-5540
Fax: (315) 986-9268

Town Hall
(315) 986-8100
Fax: (315) 986-4377

Town Court
(315) 986-8195
(315) 986-3113

Water & Sewer
10/24/25
585-924-3158

TO: Michelle Finley, Town Clerk
FROM: Peter Ingalsbe, Town Supervisor
RE: 2026 Final Budget
DATE: 10/24/25
CC: Jeannine Marciano, Accountant I
Marcy Daniels, Confidential Secretary

Attached please find the 2026 Final Budget for all departments and districts. There has been no adjustments to General Fund Revenues & expenses, Highway, Water & Sewer Revenues & expenses after the Preliminary budget was presented to the Town Board on October 14, 2025.

General Fund Appropriations are down from the 2025 adopted budget by \$472,695 (4.97%) and Highway Appropriations are down \$74,829 (1.92%) from the 2025 budget. The tax rate for both General and Highway funds will be approximately .4925 per thousand of assessed value which is down 28.24% from the 2025 tax rate. This is the fourth year in a row that the Town Board has lowered the General and Highway Tax Rate.

The drainage district tax rate is up 52.42% this year at \$.283923 per thousand and the fire district tax rate is up 1.62%. Our three fire districts are all volunteer so when they buy new fire trucks, they need our assistance to fund the purchase. In addition, FVFD station 2 will go under a complete renovation and expansion. This will require additional funds over the next few years to pay for the project. Water expenses continue upward with a 5% rate increase from the City of Canandaigua for 2026 to cover costs for capital improvements to their water plant. The water tax rate for Farmington water customers will be down slightly by 3.10% for 2026.

For 2026 we have agreed to provide funds to the Victor – Farmington Ambulance Corp. in the amount of \$354,750. These funds will help maintain an additional ambulance shift during the day and a commitment to help them locate a second operation in Farmington to better serve our residents.

The overall good news is that our Town Board and staff have worked very hard on the 2026 budget. This had made for a smooth process the past three months. Once the 2026 budget is approved I will make available the 5-Year Capital Plan (2026 – 2030)

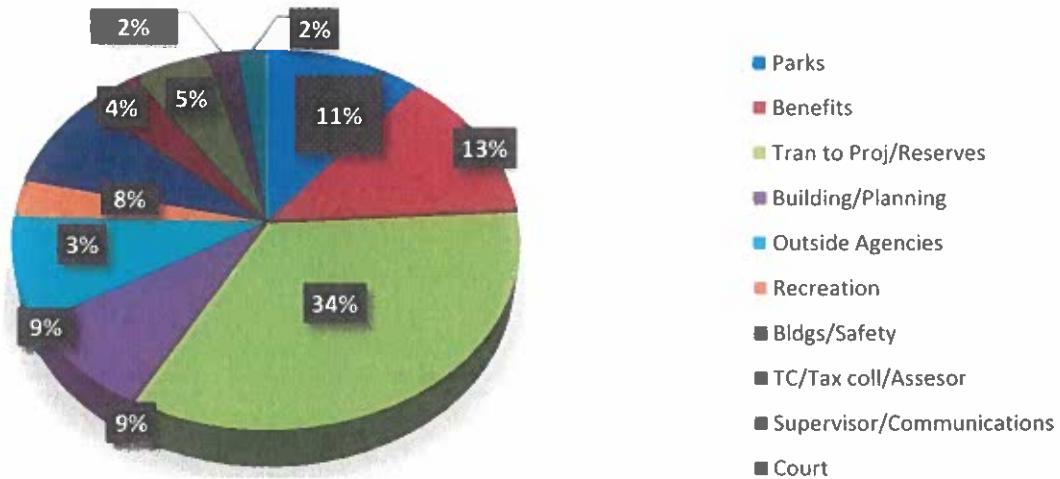
The following elected officials' salaries are listed for 2026.

| | |
|------------------------|--|
| Town Supervisor | \$70,081.20 + \$13,399 as Budget Officer |
| Town Clerk | \$77,056.46 |
| Highway Superintendent | \$81,861.73 |
| Town Justices | \$29,374.77 each |
| Town Councilmen | \$ 6843.32 each |

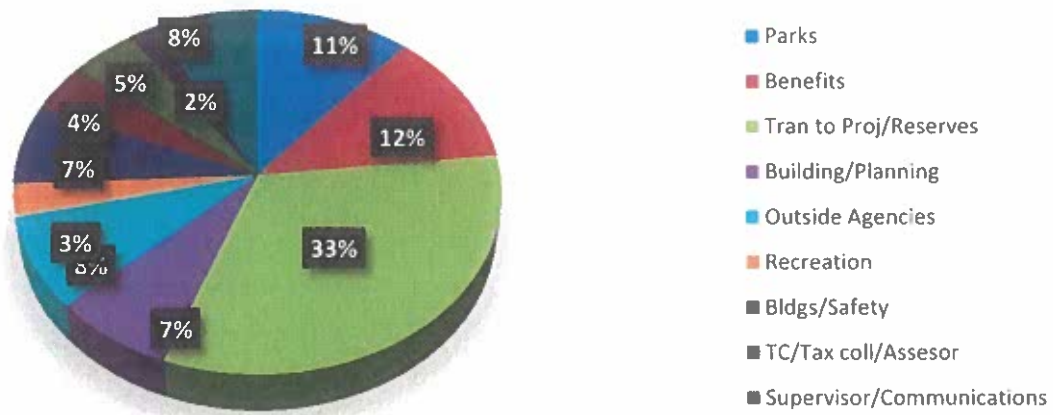
Once this final 2026 budget is approved it will be available on the Town Website and at the Farmington Town Clerk office for review.

| | 2026 | 2025 |
|---------------------------|----------------|----------------|
| Parks | 990210 | 1071297 |
| Benefits | 1182368 | 1137648 |
| Tran to Proj/Reserves | 3077573 | 3095399 |
| Building/Planning | 763555 | 705017 |
| Outside Agencies | 807869 | 778478 |
| Recreation | 278835 | 273170 |
| Bldgs/Safety | 721118 | 660739 |
| TC/Tax coll/Assesor | 354129 | 415023 |
| Supervisor/Communications | 483880 | 457877 |
| Court | 199422 | 185443 |
| Other/Debt | 179100 | 730663 |
| Total | 9038059 | 9510754 |

2026 General Fund Breakdown

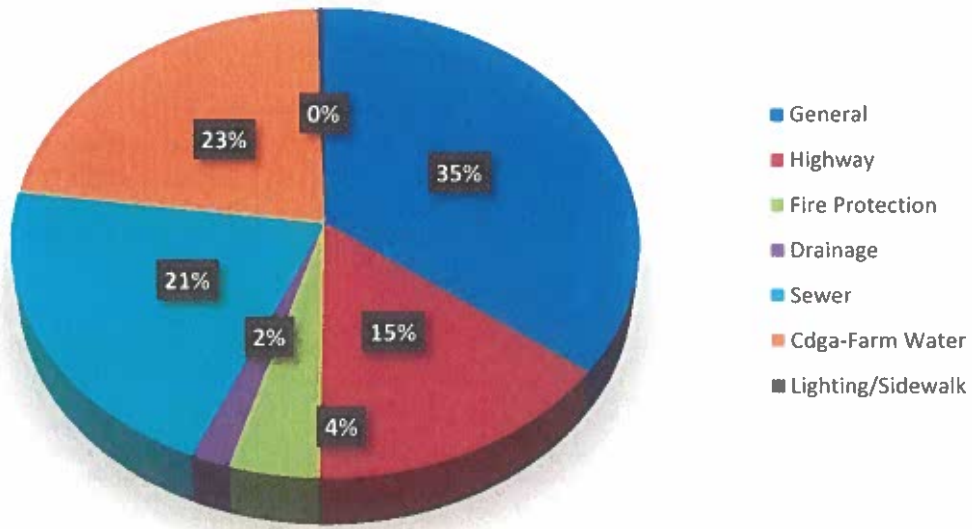


2025 General Fund Breakdown

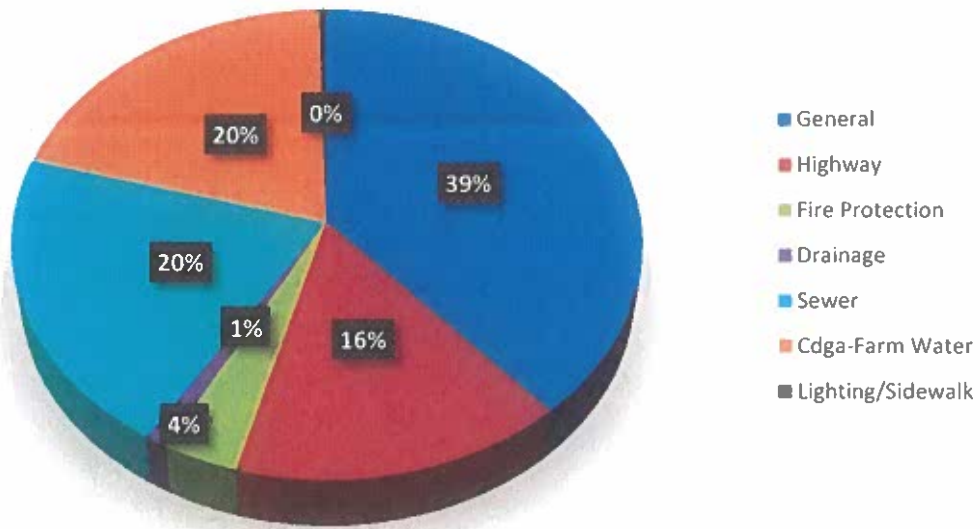


| | 2026 | 2025 |
|-------------------|-----------------|-----------------|
| General | 9038059 | 9510754 |
| Highway | 3802977 | 3877806 |
| Fire Protection | 1100000 | 880976 |
| Drainage | 484099 | 277574 |
| Sewer | 5276320 | 5034962 |
| Cdga-Farm Water | 5748542 | 5007280 |
| Lighting/Sidewalk | 93589 | 82243 |
| Total | 25543586 | 24671595 |

2026 ADOPTED BUDGET



2025 ADOPTED BUDGET



2026 BUDGET FOR THE TOWN OF FARMINGTON

GENERAL FUND

| ACCOUNT | ACCOUNT CODE | 2,020 | 2,021 | 2,022 | 2,023 | 2,024 | 5 yr ave | ADOPTED BUDGET 2025 | MODIFIED BUDGET 2025 | ACTUAL JUNE 30TH 2025 | TENTATIVE BUDGET 2026 | PRELIMINARY BUDGET 2026 | ADOPTED BUDGET 2026 | CHANGE FROM 2025 | % CHANGE FROM 2025 |
|---------------------------------|--------------|---------|---------|---------|---------|---------|------------|---------------------|----------------------|-----------------------|-----------------------|-------------------------|---------------------|------------------|--------------------|
| Town Board - PS | A1010.1 | 23,603 | 24,055 | 24,402 | 25,104 | 26,309 | 24,694.78 | 27,576 | - | 13,788 | 28,374 | 28,374 | 28,374 | 798 | 2.8938 |
| Town Board - EQ | A1010.2 | 1,200 | 781 | - | - | - | 396.23 | - | - | - | - | - | - | - | ***** |
| Town Board - CE | A1010.4 | 3,807 | 15,865 | 11,822 | 10,899 | 24,422 | 13,362.94 | 10,000 | - | 2,487 | 26,000 | 26,000 | 26,000 | 16,000 | 160.0000 |
| Town Board Mileage & GAS | A1010.41 | 7 | 91 | 39 | 66 | 46 | 49.84 | 150 | - | 81 | 150 | 150 | 150 | - | 0.0000 |
| TB Car Main | A1010.42 | - | 21 | - | - | - | 4.20 | - | - | - | - | - | - | - | ***** |
| Courts - PS | A1110.1 | 125,760 | 127,501 | 115,156 | 135,305 | 143,773 | 129,499.22 | 162,459 | - | 71,178 | 168,792 | 169,362 | 169,362 | 6,903 | 4.2491 |
| Courts - PS - OT | A1110.12 | - | - | 1,265 | 168 | 225 | 331.68 | 500 | 1,800 | 1,485 | 1,000 | 1,000 | 1,000 | 500 | 100.0000 |
| Courts - Minor EQ | A1110.20 | 966 | - | - | - | - | 193.10 | - | - | - | - | - | - | - | ***** |
| Courts - EQ Grant | A1110.22 | - | 2,035 | 729 | 6,347 | 3,670 | 2,556.10 | 4,324 | 2,361 | - | 2,500 | 9,400 | 9,400 | 5,076 | 117.3913 |
| Courts - CE | A1110.4 | 5,859 | 4,623 | 11,391 | 7,354 | 8,922 | 7,629.45 | 18,160 | - | 5,913 | 19,660 | 19,660 | 19,660 | 1,500 | 8.2599 |
| Supervisor - PS | A1220.1 | 139,665 | 143,624 | 155,692 | 177,761 | 191,465 | 161,641.38 | 216,932 | - | 101,521 | 232,846 | 233,156 | 233,156 | 16,224 | 7.4788 |
| Supervisor - PS | A1220.12 | 112 | 309 | 234 | 237 | 119 | 202.08 | 200 | - | 95 | 200 | 200 | 200 | - | 0.0000 |
| Supervisor - Minor Eq | A1220.20 | 230 | 195 | 500 | 107 | 399 | 286.08 | 500 | - | 86 | 500 | 500 | 500 | - | 0.0000 |
| Supervisor - CE | A1220.4 | 224 | 399 | 474 | 576 | 758 | 486.16 | 500 | - | 25 | 500 | 500 | 500 | - | 0.0000 |
| Supervisor - Software Support | A1220.41 | 1,080 | 1,080 | 1,188 | 1,300 | 1,365 | 1,202.60 | 1,510 | - | 1,506 | 1,600 | 1,600 | 1,600 | 90 | 5.9603 |
| Auditor - CE | A1320.4 | 19,925 | 21,645 | 22,415 | 23,625 | 26,165 | 22,755.00 | 32,475 | - | 25,650 | 33,800 | 33,800 | 33,800 | 1,325 | 4.0801 |
| Tax Collection - PS - OT | A1330.12 | 600 | 341 | 478 | 591 | 313 | 464.49 | 600 | - | 530 | 600 | 600 | 600 | - | 0.0000 |
| Tax Collection - CE | A1330.4 | 5,509 | 5,937 | 4,916 | 4,642 | 6,114 | 5,423.53 | 7,107 | - | - | 7,107 | 7,107 | 7,107 | - | 0.0000 |
| Tax Collection - Processing Fee | A1330.41 | 2,129 | 2,173 | 2,224 | 2,270 | 2,527 | 2,264.36 | 2,549 | - | 2549 | 2,555 | 2,555 | 2,555 | 6 | 0.2354 |
| Budget - PS | A1340.1 | 10,898 | 11,117 | 11,284 | 11,800 | 12,390 | 11,497.70 | 13,009 | - | 6,505 | 13,400 | 13,400 | 13,400 | 391 | 3.0056 |
| Budget - CE | A1340.4 | 50 | 50 | - | - | - | 20.00 | - | - | - | - | - | - | - | ***** |
| Assessor - PS | A1355.1 | 73,849 | 76,061 | 65,996 | 91,229 | 113,139 | 84,054.85 | 135,142 | - | 64,709 | 140,810 | 141,850 | 141,850 | 6,708 | 4.9637 |
| Assessor - PS - OT | A1355.12 | - | 113 | 1,176 | 5,549 | - | 1,367.43 | - | 500 | 120 | 500 | 500 | 500 | 500 | ***** |
| Assessor - Equipment | A1355.2 | - | - | - | - | - | - | - | - | - | - | - | - | - | ***** |
| Assessor - Minor Eq | A1355.20 | 187 | - | - | - | - | 37.50 | 200 | - | - | 200 | 200 | 200 | - | 0.0000 |
| Assessor - CE | A1355.4 | 3,432 | 6,611 | 8,500 | 67,060 | 9,561 | 19,032.82 | 12,750 | - | 5,140 | 9,150 | 9,150 | 9,150 | (3,600) | -28.2353 |
| Board of Review - PS | A1355.42 | 348 | 256 | 318 | 2,243 | 334 | 699.55 | 3,750 | - | 438 | 3,000 | 3,000 | 3,000 | (750) | -20.0000 |
| Board of Review - CE | A1355.41 | 41 | 51 | 62 | 282 | - | 87.21 | 300 | - | - | 300 | 300 | 300 | - | 0.0000 |
| Town Clerk - PS | A1410.1 | 126,198 | 133,869 | 132,516 | 146,664 | 161,372 | 140,123.81 | 173,540 | - | 82,900 | 187,187 | 179,867 | 179,867 | 6,327 | 3.6458 |
| Town Clerk - PS OT | A1410.12 | 99 | 107 | 196 | 200 | 470 | 214.53 | 300 | - | 167 | 300 | 300 | 300 | - | 0.0000 |
| Town Clerk - Minor Equipmen | A1410.20 | 188 | 192 | 163 | 200 | 200 | 188.58 | 200 | - | - | 200 | 200 | 200 | - | 0.0000 |
| Town Clerk - CE | A1410.4 | 2,074 | 2,487 | 2,012 | 1,608 | 3,043 | 2,244.72 | 4,000 | - | 2,667 | 4,000 | 4,000 | 4,000 | - | 0.0000 |
| Attorney - CE | A1420.4 | 277,804 | 268,333 | 19,040 | 43,611 | 63,089 | 134,375.47 | 76,000 | - | 18,861 | 60,000 | 60,000 | 60,000 | (16,000) | -21.0526 |
| Personnel Contractual | A1430.4 | 19,775 | 28,600 | 32,922 | 40,252 | 40,762 | 32,462.01 | 41,000 | - | 17,704 | 44,500 | 44,500 | 44,500 | 3,500 | 8.5366 |
| Engineers - CE | A1440.4 | 71,841 | 96,162 | 83,101 | 131,421 | 239,987 | 124,502.29 | 185,000 | - | 101,506 | 200,000 | 200,000 | 200,000 | 15,000 | 8.1081 |
| Elections - CE | A1450.4 | 10,000 | - | 27,500 | - | 30,000 | 13,500.00 | 15,000 | - | - | 15,000 | 15,000 | 15,000 | - | 0.0000 |
| Records Management - PS | A1460.1 | 1,000 | 1,000 | 958 | 1,500 | 1,500 | 1,191.67 | 1,500 | - | 750 | 1,500 | 1,500 | 1,500 | - | 0.0000 |
| Records Management-Equip | A1460.2 | 3,145 | - | - | - | - | 629.06 | - | - | - | - | - | - | - | ***** |
| Records Management - CE | A1460.4 | 1,010 | 83 | 3,022 | 2,469 | 1,317 | 1,580.25 | 3,000 | - | 1,260 | 3,000 | 3,000 | 3,000 | - | 0.0000 |
| Records Man- Grant Exp | A1460.41 | - | - | 70,482 | 74,959 | 74,890 | 44,066.21 | 70,085 | - | 19,430 | - | - | - | (70,085) | - |
| Buildings - PS | A1620.1 | 2,566 | 778 | 5,395 | 6,474 | 6,922 | 4,426.96 | 7,000 | - | 3,374 | 7,350 | 7,438 | 7,438 | 438 | 6.2571 |
| Buildings - PS - OT | A1620.12 | - | - | - | - | 177 | 35.36 | 500 | - | - | 500 | 500 | 500 | - | 0.0000 |
| Buildings - EQ | A1620.2 | - | - | - | - | - | - | - | 8,551 | 8,551 | 7,500 | 7,500 | 7,500 | 7,500 | ***** |
| Buildings - CE | A1620.4 | 61,262 | 75,568 | 95,918 | 113,124 | 102,396 | 89,653.76 | 166,894 | 171,694 | 91,819 | 171,694 | 183,200 | 183,200 | 16,306 | 9.7703 |
| Central Comm EQ | A1650.2 | 206 | 1,000 | 13,274 | 2,470 | - | 3,390.02 | 2,000 | - | - | 2,000 | 2,000 | 2,000 | - | 0.0000 |
| Central Comm CE | A1650.4 | 781 | 789 | 669 | 630 | 850 | 743.58 | 1,500 | - | 400 | 1,500 | 1,500 | 1,500 | - | 0.0000 |
| Central Comm CE | A1650.41 | 20,295 | 25,868 | 26,932 | 26,944 | 28,740 | 25,755.85 | 33,000 | - | 14,933 | 34,500 | 34,500 | 34,500 | 1,500 | 4.5455 |
| Storeroom - CE | A1660.4 | 6,492 | 7,598 | 10,806 | 10,076 | 8,311 | 8,656.41 | 8,000 | - | 6,051 | 10,000 | 10,000 | 10,000 | 2,000 | 25.0000 |
| Printing & Mailing - CE | A1670.4 | 32,770 | 23,191 | 32,736 | 38,002 | 41,682 | 33,676.29 | 47,000 | - | 17,417 | 51,000 | 51,000 | 51,000 | 4,000 | 8.5106 |
| Data Processing - EQ | A1680.2 | 13,423 | 3,863 | 9,049 | 6,773 | 10,852 | 8,792.13 | 13,000 | - | 1,466 | 11,500 | 11,500 | 11,500 | (1,500) | -11.5385 |
| Data Processing - Upgrades | A1680.2VLT | - | - | - | - | 30,812 | 6,162.38 | 20,000 | - | 2,977 | - | - | - | (20,000) | -100.0000 |

2026 BUDGET FOR THE TOWN OF FARMINGTON

GENERAL FUND

| ACCOUNT | ACCOUNT CODE | 2,020 | 2,021 | 2,022 | 2,023 | 2,024 | 5 yr ave | ADOPTED BUDGET 2025 | MODIFIED BUDGET 2025 | ACTUAL JUNE 30TH 2025 | TENTATIVE BUDGET 2026 | PRELIMINARY BUDGET 2026 | ADOPTED BUDGET 2026 | CHANGE FROM 2025 | % CHANGE FROM 2025 |
|--------------------------------|--------------|---------|---------|---------|---------|---------|------------|---------------------|----------------------|-----------------------|-----------------------|-------------------------|---------------------|------------------|--------------------|
| Data Processing - CE | A1680.4 | 16,165 | 17,344 | 19,698 | 942 | 3,469 | 11,523.63 | 22,000 | | 4,773 | 25,000 | 25,000 | 25,000 | 3,000 | 13.6364 |
| Unallocated Ass - CE | A1910.4 | 75,213 | 78,868 | 80,786 | 90,406 | 97,136 | 84,481.81 | 110,000 | | 44,506 | 115,500 | 121,000 | 121,000 | 11,000 | 10.0000 |
| Municipal Assoc Dues | A1920.4 | 1,500 | 1,500 | 1,500 | 1,500 | 1,650 | 1,530.00 | 1,650 | | 1,650 | 1,875 | 1,875 | 1,875 | 225 | 13.6364 |
| Judgement & Claims | A1930.4 | - | 4 | 18 | - | 3,998 | 804.09 | 1,500 | | - | 1,500 | 1,500 | 1,500 | - | 0.0000 |
| Purchase of Land | A1940.2 | - | - | - | - | - | - | - | | - | - | - | - | - | ***** |
| Taxes & Assessments | A1950.4 | 105 | - | 5 | 265 | 364 | 147.96 | 400 | | 51 | 400 | 400 | 400 | - | 0.0000 |
| Contingency | A1990.4 | 50,000 | - | - | - | - | 10,000.00 | 50,000 | 25,550 | - | 50,000 | 50,000 | 50,000 | - | 0.0000 |
| Traffic Control - PS | A3310.1 | 11,939 | 12,035 | 11,522 | 12,459 | 5,700 | 10,730.97 | 13,332 | | 9,143 | 14,226 | 14,226 | 14,226 | 894 | 6.7057 |
| Traffic Control - CE | A3310.4 | 58,259 | 60,357 | 79,069 | 94,455 | 84,842 | 75,396.42 | 105,000 | | 10,802 | 105,000 | 105,000 | 105,000 | - | 0.0000 |
| Dog Control - CE | A3510.4 | 26,536 | 28,520 | 30,118 | 33,140 | 34,701 | 30,603.00 | 42,510 | | 34,577 | 40,104 | 40,104 | 40,104 | (2,406) | -5.6598 |
| Dog Control - Enumeration | A3510.41 | - | - | - | - | - | - | - | | - | - | - | - | - | ***** |
| Code Enforcement - PS | A3620.1 | 250,500 | 265,958 | 270,971 | 322,269 | 316,996 | 285,339.00 | 415,378 | | 180,963 | 453,584 | 450,818 | 450,818 | 35,440 | 8.5320 |
| Code Enforcement-PS OT | A3620.12 | 1,435 | 3,476 | 3,844 | 3,843 | 4,341 | 3,387.79 | 5,000 | | 162 | 5,000 | 5,000 | 5,000 | - | 0.0000 |
| Code Enforcement-Stipend | A3620.13 | - | - | - | - | 3,000 | 600.00 | 3,000 | | 1,500 | 3,000 | 3,000 | 3,000 | - | 0.0000 |
| Code Enforcement - EQ | A3620.2 | 47,288 | 1,142 | 46,221 | 53,331 | 76,254 | 44,847.18 | 60,000 | | 56,054 | 61,000 | 61,000 | 61,000 | 1,000 | 1.6667 |
| Code Enforcement - CE | A3620.4 | 21,005 | 23,887 | 28,610 | 33,449 | 31,119 | 27,613.93 | 42,150 | | 29,521 | 63,661 | 63,661 | 63,661 | 21,511 | 51.0344 |
| Code Enforcement - Minor Eq | A3620.20 | 2,492 | 3,108 | 4,620 | 5,871 | 18,359 | 6,889.77 | 11,863 | 24,363 | 5,687 | 10,233 | 10,233 | 10,233 | (1,630) | -13.7402 |
| Code Enforcement - Mowing | A3620.41 | 2,832 | 2,213 | 3,455 | 9,400 | 6,800 | 4,940.15 | 6,000 | | 3,110 | 6,000 | 10,000 | 10,000 | 4,000 | 66.6667 |
| Public Safety - PS | A3989.1 | 13,219 | 13,375 | 11,481 | 14,573 | 14,580 | 13,445.44 | 15,720 | | 7,623 | 16,192 | 16,192 | 16,192 | 472 | 3.0025 |
| Public Safety - CE | A3989.4 | 14,923 | 38,043 | 53,966 | 62,934 | 68,518 | 47,676.87 | 77,000 | | 27,001 | 77,000 | 77,000 | 77,000 | - | 0.0000 |
| Board of Health - PS | A4010.1 | 1,313 | - | - | - | - | 262.62 | - | | - | - | - | - | - | ***** |
| Registrar Vital Stats - CE | A4020.4 | - | - | - | - | - | - | 500 | | - | 500 | 500 | 500 | - | 0.0000 |
| Alcohol Addiction Control - CE | A4220.4 | 226 | 100 | - | - | - | 65.20 | - | | - | - | - | - | - | ***** |
| Ambulance - CE | A4540.4 | 15,606 | 15,918 | 76,061 | 251,100 | 251,150 | 121,967.00 | 338,820 | | 338,820 | 356,150 | 356,250 | 356,250 | 17,430 | 5.1443 |
| Highway Admin - PS | A5010.1 | 69,655 | 71,048 | 40,414 | 74,005 | 77,964 | 66,617.09 | 81,862 | | 40,931 | 81,862 | 81,862 | 81,862 | - | 0.0000 |
| Highway Admin-CI | A5010.11 | 2,877 | 7,628 | 5,413 | 18,696 | 18,632 | 10,649.10 | 19,677 | | 9,112 | 20,267 | 20,267 | 20,267 | 590 | 2.9984 |
| Highway Admin - EQ | A5010.2 | 2,471 | - | - | - | - | 494.20 | 1,500 | | - | 1,500 | 1,500 | 1,500 | - | 0.0000 |
| Highway Admin - Minor Equip | A5010.20 | - | 10 | 181 | 985 | - | 235.06 | 800 | | - | 800 | 800 | 800 | - | 0.0000 |
| Highway Admin - CE | A5010.4 | 3,499 | 1,145 | 3,497 | 4,854 | 4,893 | 3,577.48 | 5,000 | | 2,209 | 7,280 | 7,280 | 7,280 | 2,280 | 45.6000 |
| Highway Garage - EQ | A5132.2 | 16,488 | 269 | - | - | 5,000 | 4,351.40 | 5,000 | | 1,148 | 5,000 | 5,000 | 5,000 | - | 0.0000 |
| Highway Garage - Minor Equip | A5132.20 | - | 100 | 845 | - | 329 | 254.83 | 1,500 | | 308 | 1,500 | 1,500 | 1,500 | - | 0.0000 |
| Highway Garage - CE | A5132.4 | 48,849 | 65,697 | 70,968 | 72,546 | 85,819 | 68,776.11 | 80,000 | 123,525 | 71,864 | 96,054 | 116,054 | 116,054 | 36,054 | 45.0675 |
| Highway Garage - Uniforms - CE | A5132.41 | 2,582 | 2,676 | 3,568 | 6,162 | 5,760 | 4,149.65 | 7,900 | | 5,559 | 9,140 | 9,140 | 9,140 | 1,240 | 15.6962 |
| Street Lighting - EQ | A5182.2 | - | - | - | - | 56,854 | - | - | | - | - | - | - | - | ***** |
| Street Lighting - CE | A5182.4 | 8,091 | 5,381 | 4,555 | 3,700 | 5,503 | 5,446.16 | 4,000 | | 2,839 | 5,800 | 5,800 | 5,800 | 1,800 | 45.0000 |
| Sidewalks - PS | A5410.1 | 8,000 | 5,663 | 4,738 | 5,000 | 5,010 | 5,682.13 | 13,110 | | - | 14,226 | 14,226 | 14,226 | 1,116 | 8.5126 |
| Sidewalks - EQ | A5410.2 | 2,352 | - | 9,000 | 9,247 | 9,000 | 5,919.70 | 9,000 | | 9,000 | - | - | - | (9,000) | -100.0000 |
| Sidewalks - CE | A5410.4 | 170 | 105 | - | 198 | 290 | 152.51 | 3,000 | | - | 3,000 | 3,000 | 3,000 | - | 0.0000 |
| Charging Station | A5680.4 | - | 12,929 | - | - | - | 2,585.73 | 200 | | - | 300 | 300 | 300 | 100 | 0.0000 |
| Senior Citizens - CE - SALARY | A6772.41 | 250 | - | 500 | 250 | 300 | 260.00 | 325 | | - | 335 | 335 | 335 | 10 | 3.0769 |
| Senior Citizens - CE | A6772.4 | - | 72 | 259 | 98 | 268 | 139.31 | 375 | | 137 | 375 | 375 | 375 | - | 0.0000 |
| Parks - PS | A7110.1 | 212,696 | 233,573 | 269,694 | 330,585 | 309,632 | 271,236.08 | 357,102 | | 151,891 | 381,811 | 379,338 | 379,338 | 22,236 | 6.2268 |
| Parks - PS - Seasonal | A7110.11 | - | 3,517 | - | - | - | 703.36 | 9,282 | | 2,142 | 9,490 | 9,490 | 9,490 | 208 | 2.2409 |
| Parks - PS - OT | A7110.12 | 4,648 | 21,253 | 20,971 | 21,679 | 23,485 | 18,407.00 | 24,000 | | 10,317 | 24,000 | 24,000 | 24,000 | - | 0.0000 |
| Park Stipends | A7110.13 | 17,000 | 17,000 | 16,750 | 18,600 | 20,012 | 17,872.40 | 20,012 | | 10,006 | 4,000 | 4,000 | 4,000 | (16,012) | -80.0120 |
| Parks Maint Sup | A7110.14 | - | - | - | - | - | - | - | | - | 80,000 | 80,000 | 80,000 | 80,000 | 80,000 |
| Parks - EQ | A7110.2 | 35,317 | 168,223 | - | 151,462 | - | 71,000.33 | 131,357 | | 84,485 | 130,809 | 130,809 | 130,809 | (548) | -0.4172 |
| Parks-EQ-VLT | A7110.2VLT | - | - | 30,000 | 46,000 | 47,661 | 24,732.10 | - | | - | - | - | - | - | ***** |
| Parks - Minor Equipment | A7110.20 | - | 80 | 500 | 417 | 2,404 | 680.21 | 2,500 | | 239 | 2,500 | 2,500 | 2,500 | - | 0.0000 |
| Parks-EV Stations | A7110.21 | - | - | - | - | - | - | 89,755 | | - | - | - | - | (89,755) | - |
| Parks - CE | A7110.4 | 132,245 | 98,626 | 91,568 | 322,122 | 139,739 | 156,860.12 | 301,989 | | 74,706 | 307,773 | 318,273 | 318,273 | 16,284 | 5.3922 |

2026 BUDGET FOR THE TOWN OF FARMINGTON
GENERAL FUND

| ACCOUNT | ACCOUNT CODE | 2,020 | 2,021 | 2,022 | 2,023 | 2,024 | 5 yr ave | ADOPTED BUDGET 2025 | MODIFIED BUDGET 2025 | ACTUAL JUNE 30TH 2025 | TENTATIVE BUDGET 2026 | PRELIMINARY BUDGET 2026 | ADOPTED BUDGET 2026 | CHANGE FROM 2025 | % CHANGE FROM 2025 |
|--------------------------------|--------------|------------------|------------------|------------------|------------------|------------------|--------------|---------------------|----------------------|-----------------------|-----------------------|-------------------------|---------------------|------------------|--------------------|
| Parks-Playground | A7110.4VLT | | | | | 100,000 | 20,000.00 | 100,000 | | - | - | - | - | (100,000) | -100.0000 |
| Parks - CE -Utilities | A7110.41 | | 14,912 | 23,996 | 25,141 | 28,592 | 18,528.18 | 31,500 | | 19,025 | 38,000 | 38,000 | 38,000 | 6,500 | 20.6349 |
| Parks - Uniforms | A7110.42 | 1,289 | 1,454 | 2,007 | 3,010 | 2,850 | 2,121.87 | 3,800 | | 3,102 | 3,800 | 3,800 | 3,800 | - | 0.0000 |
| Youth - PS | A7310.1 | 65,393 | 89,682 | 107,950 | 129,318 | 155,562 | 109,580.93 | 190,955 | | - | 187,835 | 187,835 | 187,835 | (3,120) | -1.6339 |
| Youth - Rec Director | A7310.13 | 24,830 | 25,575 | 25,041 | 23,588 | 24,605 | 24,727.77 | 28,615 | | 9,816 | 36,000 | 36,000 | 36,000 | 7,385 | 25.8081 |
| Youth - CE | A7310.4 | 15,795 | 14,761 | 38,600 | 35,639 | 43,527 | 29,664.57 | 53,600 | | 24,667 | 55,000 | 55,000 | 55,000 | 1,400 | 2.6119 |
| Library - CE | A7410.4 | 19,000 | 19,380 | 19,768 | 20,163 | 20,566 | 19,775.40 | 21,183 | | - | 21,819 | 21,819 | 21,819 | 636 | 3.0024 |
| Town Historian - PS | A7510.1 | 1,488 | 1,693 | 1,700 | 1,734 | 1,800 | 1,683.00 | 2,100 | | 1,050 | 2,100 | 2,100 | 2,100 | - | 0.0000 |
| Town Historian - CE | A7510.4 | 362 | 1,220 | 681 | 3,539 | 2,936 | 1,747.60 | 3,342 | | 112 | 3,317 | 3,317 | 3,317 | (25) | -0.7481 |
| Historical Marker | A7510.43 | | 1,140 | 1,550 | - | 1,950 | 928.00 | - | | - | - | - | - | - | ***** |
| Town Historian - Minor Equip | A7510.20 | - | | | | 99 | 19.88 | 100 | | - | 125 | 125 | 125 | 25 | 25.0000 |
| Historical Society - CE | A7510.42 | 500 | 495 | | 500 | 500 | 398.92 | 500 | | - | 500 | 500 | 500 | - | 0.0000 |
| Historical Preservation - CE | A7520.4 | 2,600 | 11,784 | 2,931 | 287 | 1,806 | 3,881.63 | 3,250 | | 600 | 3,250 | 3,250 | 3,250 | - | 0.0000 |
| Zoning - PS | A8010.1 | 4,372 | 5,122 | 5,199 | 5,389 | 5,496 | 5,115.49 | 5,607 | | 2,537 | 5,719 | 5,719 | 5,719 | 112 | 1.9975 |
| Zoning - CE | A8010.4 | - | - | | 90 | 80 | 33.99 | 500 | | - | 500 | 500 | 500 | - | 0.0000 |
| Planning Board - PS | A8020.1 | 17,765 | 18,120 | 18,393 | 18,761 | 18,844 | 18,376.60 | 19,519 | | 9,759 | 19,910 | 19,910 | 19,910 | 391 | 2.0032 |
| Planning Board. - CE | A8020.4 | 475 | 295 | 557 | 728 | 525 | 515.87 | 700 | | 325 | 700 | 700 | 700 | - | 0.0000 |
| Planning & Development - Sal | A8020.41 | 74,118 | 77,952 | 90,648 | 92,171 | 86,000 | 84,177.69 | 90,300 | | 44,542 | 93,014 | 93,014 | 93,014 | 2,714 | 3.0055 |
| Zoning Code Update | A8020.47 | 5,743 | 8,615 | 6,980 | 9,242 | 10,000 | 8,116.12 | 15,000 | | 7,630 | 15,000 | 15,000 | 15,000 | - | 0.0000 |
| AG Zoning Amendments | A8020.48 | - | | 641 | 613 | 4,882 | 1,227.17 | 5,000 | | 985 | 5,000 | 5,000 | 5,000 | - | 0.0000 |
| Parks Master Plan | A8020.49 | 17,332 | 17,491 | 2,880 | | 4,233 | 8,387.24 | 5,000 | | 1,036 | - | - | - | (5,000) | -100.0000 |
| Parks Master Plan | A8020.491 | | | | | 42,688 | 8,537.55 | 20,000 | | 4,812 | 20,000 | 20,000 | 20,000 | - | - |
| Conservation Board - CE | A8090.4 | - | - | 512 | | 810 | 264.40 | 1,000 | | - | 800 | 800 | 800 | (200) | -20.0000 |
| Refuse & Garbage - PS | A8160.1 | 7,175 | 7,500 | 8,000 | 8,600 | 5,053 | 7,265.55 | 8,944 | | 3,067 | 9,213 | 9,213 | 9,213 | 269 | 3.0076 |
| Refuse & Garbage - PS - OT | A8160.12 | 10,523 | 11,465 | 11,811 | 13,500 | 12,749 | 12,009.66 | 14,000 | | 9,386 | 14,420 | 14,420 | 14,420 | 420 | 3.0000 |
| Refuse & Garbage - CE | A8160.4 | 22,352 | 18,336 | 19,625 | 19,635 | 16,972 | 19,384.13 | 20,000 | | 11,802 | 20,000 | 20,000 | 20,000 | - | 0.0000 |
| Shade Trees - CE | A8560.4 | 4,011 | 4,500 | 2,790 | 444 | 430 | 2,434.97 | 3,000 | | - | 3,000 | 3,000 | 3,000 | - | 0.0000 |
| Cemetery-CE | A8810.4 | | | | | 270 | 54.00 | 1,000 | | - | 1,000 | 1,000 | 1,000 | - | 0.0000 |
| FLTV - CE | A8989.4 | 7,735 | 7,618 | 7,876 | 10,434 | 7,865 | 8,305.53 | 8,000 | | 7,308 | 7,500 | 7,500 | 7,500 | (500) | -6.2500 |
| NYS Retirement | A9010.8 | 131,306 | 143,408 | 129,168 | 126,706 | 183,192 | 142,755.97 | 250,128 | | 50,403 | 250,128 | 279,000 | 279,000 | 28,872 | 11.5429 |
| Social Security | A9030.8 | 88,395 | 94,428 | 96,837 | 116,801 | 121,385 | 103,569.21 | 149,960 | | 57,682 | 158,542 | 156,847 | 156,847 | 6,887 | 4.5926 |
| Workers Comp | A9040.8 | 43,221 | 54,005 | 52,925 | 52,445 | 48,503 | 50,219.84 | 43,984 | | 43,984 | 38,836 | 38,836 | 38,836 | (5,148) | -11.7043 |
| Unemployment Insurance | A9050.8 | 221 | - | | 5,845 | 8,817 | 2,976.71 | 9,000 | | - | 5,000 | 5,000 | 5,000 | (4,000) | -44.4444 |
| Disability Insurance | A9055.8 | 2,753 | 1,792 | 1,901 | 2,119 | 2,400 | 2,193.11 | 3,500 | | 2,228 | 3,500 | 3,500 | 3,500 | - | 0.0000 |
| Health Insurance | A9060.8 | 450,477 | 445,589 | 399,181 | 419,991 | 456,207 | 434,289.06 | 679,626 | | 316,048 | 697,485 | 697,485 | 697,485 | 17,859 | 2.6278 |
| EAP | A9089.8 | 975 | 1,140 | 1,386 | 1,386 | 1,430 | 1,263.40 | 1,450 | | 1,584 | 1,700 | 1,700 | 1,700 | 250 | 17.2414 |
| Install Pur Debt | A9785.6 | | | | 21,021 | 300,000 | 64,204.20 | 610,911 | | 39,000 | 12,778 | 54,062 | 54,062 | (556,849) | -91.1506 |
| Install Pur Interest | A9785.7 | | | | | | | | | 7,800 | 2,752 | 8,057 | 8,057 | 8,057 | |
| Lease Principal | A9788.6 | | | | | 21,152 | | | | | | | | | |
| Lease Interest | A9788.7 | | | | | 763 | | | | | | | | | |
| Transfer to Reserve | A0962.4 | | | | | | | | | | | | | | ***** |
| VLT transfer to Reserve | A0962.4VLT | | | | | | | | | | 1,000,000 | 1,000,000 | 1,000,000 | 1,000,000 | ***** |
| Establish VLT Reserve | A0962.4V | | | | | | | 1,777,573 | | | 1,777,573 | 1,777,573 | 1,777,573 | - | 0.0000 |
| Transfer to Other Funds | A9901.9 | | | | 45,000 | 500,601 | 109,120.27 | | | | | | | | ***** |
| VLT Transfers to Oth Funds | A9901.96VLT | | 100,000 | 700,000 | 450,000 | 300,000 | 310,000.00 | | | | | | | | ***** |
| Transfer to Capital Projects | A9950.9 | | 185,000 | 750,521 | 638,000 | 150,000 | 344,704.22 | | 76,000 | 76,000 | | | | | ***** |
| VLT Transfer to Capital Projec | A9950.9VLT | 750,000 | 827,636 | 2,022,345 | 1,433,369 | 2,521,655 | 1,511,000.86 | 1,317,826 | 1,339,883 | 1,339,883 | 300,000 | 300,000 | 300,000 | (1,017,826) | -77.2352 |
| Reserve Xfer to Cap Proj | A9950.9R | | 450000 | | 250000 | | 140,000.00 | | 0 | | | | | | ***** |
| Appropriation Totals | | 3,968,358 | 5,057,371 | 6,856,719 | 7,283,639 | 8,478,718 | | 9,510,754 | | 3,993,776 | 8,962,927 | 9,038,059 | 9,038,059 | (472,695) | -4.9701 |

2026 BUDGET FOR THE TOWN OF FARMINGTON

GENERAL FUND

| ACCOUNT | ACCOUNT CODE | 2,020 | 2,021 | 2,022 | 2,023 | 2,024 | 5 yr ave | ADOPTED BUDGET 2025 | MODIFIED BUDGET 2025 | ACTUAL JUNE 30TH 2025 | TENTATIVE BUDGET 2026 | PRELIMINARY BUDGET 2026 | ADOPTED BUDGET 2026 | CHANGE FROM 2025 | % CHANGE FROM 2025 |
|-------------------------------|--------------|-----------|-----------|-----------|-----------|-----------|--------------|---------------------|----------------------|-----------------------|-----------------------|-------------------------|---------------------|------------------|--------------------|
| Revenues | | | | | | | | | | | | | | | |
| Real Property Tax | A1001 | 370,000 | 584,077 | 740,177 | 281,000 | 515,000 | 498,050.75 | 515,000 | - | 515,000 | 515,000 | 515,000 | 515,000 | - | 0.0000 |
| PILOT | A1081 | 14,905 | 13,768 | 16,953 | 19,974 | 18,412 | 16,802.41 | 18,697 | - | 18,540 | 16,675 | 16,675 | 16,675 | (2,022) | -10.8146 |
| Interest & Penalties - RPT | A1090 | 13,918 | 7,565 | 6,691 | 9,992 | 62,827 | 20,198.46 | 58,000 | - | 57,091 | 58,000 | 58,000 | 58,000 | - | 0.0000 |
| Sales Tax | A1120 | 1,712,745 | 2,146,126 | 2,451,929 | 2,509,693 | 2,563,376 | 2,276,773.91 | 2,200,000 | - | 601,668 | 2,800,000 | 2,800,000 | 2,800,000 | 600,000 | 27.2727 |
| Franchise Fees | A1170 | 153,929 | 151,187 | 173,900 | 163,225 | 156,303 | 159,708.79 | 155,555 | - | 145,223 | 144,000 | 144,000 | 144,000 | (11,555) | -7.4282 |
| Clerk's Fees | A1255 | 2,281 | 2,901 | 3,159 | 2,284 | 2,278 | 2,580.56 | 1,500 | - | 372 | 1,200 | 1,200 | 1,200 | (300) | -20.0000 |
| Safety Inspection Fees | A1560 | 1,025 | 10,765 | 18,075 | 21,300 | 17,825 | 13,798.00 | 13,000 | - | 8,250 | 16,000 | 16,000 | 16,000 | 3,000 | 23.0769 |
| Charging Station | A1741 | | | - | | 152 | 30.35 | 120 | - | 155 | 700 | 700 | 700 | 580 | 483.3333 |
| Parks & Rec Fees | A2001 | 25,723 | 53,146 | 59,574 | 68,323 | 79,851 | 57,323.45 | 72,000 | - | 64,335 | 78,000 | 78,000 | 78,000 | 6,000 | 8.3333 |
| Facility Reservations | A2001L | 5,950 | 14,865 | 16,905 | 19,640 | 19,130 | 15,298.00 | 18,000 | - | 14,340 | 18,000 | 18,000 | 18,000 | - | 0.0000 |
| Parkland Revenue | A2001PL | 195,000 | 226,500 | 183,000 | 191,750 | 75,250 | 174,300.00 | 101,500 | - | 38,500 | 80,000 | 80,000 | 80,000 | (21,500) | -21.1823 |
| Zoning Fees | A2110 | 1,350 | 2,000 | 1,575 | 1,500 | 3,625 | 2,010.00 | 2,500 | - | 1,925 | 2,800 | 2,800 | 2,800 | 300 | 12.0000 |
| Planning Fees | A2115 | 121,729 | 41,353 | 9,425 | 25,685 | 13,524 | 42,343.21 | 14,000 | - | 40,488 | 55,000 | 55,000 | 55,000 | 41,000 | 292.8571 |
| Planning Fees-Atty Reimb | A2115A | | | | | 5,457 | 1,091.30 | 6,000 | - | - | 3,000 | 3,000 | 3,000 | (3,000) | |
| Planning Fee-Eng Reimb | A2115E | | | | | 136,833 | 27,366.53 | 65,000 | - | 33,673 | 66,000 | 66,000 | 66,000 | 1,000 | |
| Home and Community | A2189 | | | | | | | - | - | 22,050 | - | - | - | - | |
| General Services, Other Gov | A2210 | 7,176 | 33,412 | 52,884 | 61,138 | 62,667 | 43,455.48 | 60,000 | - | 29,176 | 60,000 | 60,000 | 60,000 | - | 0.0000 |
| Interest & Earnings | A2401 | 9 | 10 | 11 | 12 | 12 | 10.75 | 10 | - | 5 | 10 | 10 | 10 | - | 0.0000 |
| Interest & Earnings-Emer Serv | A2401A | | | | 14,076 | 33,070 | 9,429.08 | 25,000 | - | 16,568 | 29,000 | 29,000 | 29,000 | 4,000 | 16.0000 |
| Interest - Cablevision | A2401C | 338 | 145 | 627 | 2,119 | 3,067 | 1,259.26 | 2,100 | - | 1,329 | 2,150 | 2,150 | 2,150 | 50 | 2.3810 |
| Interest-Cran Road Reconstru | A2401HCC | | | | | 179 | | - | - | 927 | - | - | - | - | |
| Interest - Checking | A2401CK | 87 | 80 | 76 | 85 | 96 | 84.80 | 50 | - | 54 | 60 | 60 | 60 | 10 | 20.0000 |
| Interest-Fuel StationRes | A2401F | | | | 561 | 1,342 | 380.46 | 1,000 | - | 607 | 1,150 | 1,150 | 1,150 | 150 | 15.0000 |
| Interest-Beaver Creek Proj | A2401HB | 1,495 | 542 | 1,912 | 6,708 | 9,318 | 3,995.05 | 7,000 | 47,000 | 35,436 | 64,000 | 64,000 | 64,000 | 57,000 | 814.2857 |
| Interest-Town Signs Proj | A2401HD | | | 13 | 18 | 18 | 9.68 | - | - | 9 | - | - | - | - | ***** |
| Interest-Sidewalk Proj | A2401HK | | | 261 | 858 | 767 | 377.27 | 300 | - | 242 | - | - | - | (300) | -100.0000 |
| Interest-Fuel Station Proj | A2401HM | 150 | 23 | 20 | 4 | - | 39.37 | - | - | - | - | - | - | - | ***** |
| Interest-Park Imp Cap Proj | A2401HP | 189 | 175 | 292 | 1,142 | 3,532 | 1,065.85 | 1,500 | - | 9,844 | 24,000 | 24,000 | 24,000 | 22,500 | 1500.0000 |
| Interest - LED LIGHTING | A2401HQ | 37 | 3 | 23 | 46 | 17 | 25.04 | - | - | - | - | - | - | - | ***** |
| Interest-Parks Bldge Ren Cap | A2401HR | | 279 | 2,033 | 8,030 | 70,339 | 16,136.20 | 29,000 | - | 55,524 | 107,000 | 107,000 | 107,000 | 78,000 | 268.9655 |
| Interest-Town Hall Cap Proj | A2401HT | | 20 | 137 | 807 | 1,099 | 412.62 | 300 | - | 174 | - | - | - | (300) | -100.0000 |
| Interest-Pole Barn Cap Proj | A2401HX | | | | 10,682 | 53,369 | 12,810.22 | 30,000 | - | 35,077 | 65,000 | 65,000 | 65,000 | 35,000 | 116.6667 |
| Interest - Townline Rd Proj | A2401HZ | 109 | 161 | 470 | 957 | 833 | 505.74 | 600 | - | 357 | - | - | - | (600) | -100.0000 |
| Interest - Parks Equipment Re | A2401PE | 23 | 184 | 555 | 20,086 | 32,335 | 10,636.64 | 25,000 | - | 14,270 | 23,000 | 23,000 | 23,000 | (2,000) | -8.0000 |
| Interest - Parkland Reserve | A2401PL | 629 | 2,931 | 3,360 | 37,683 | 44,807 | 17,882.10 | 30,000 | - | 23,555 | 30,000 | 30,000 | 30,000 | - | 0.0000 |
| Interest - Property Tax | A2401PT | 150 | 150 | 260 | 570 | 2,833 | 792.44 | 400 | - | 6,689 | 7,000 | 7,000 | 7,000 | 6,600 | 1650.0000 |
| Interest - Repair Reserve | A2401R | 1,316 | 564 | 2,442 | 8,253 | 11,943 | 4,903.52 | 9,000 | - | 5,174 | 8,500 | 8,500 | 8,500 | (500) | -5.5556 |
| Interest - Town Comp Reserve | A2401T | 221 | 744 | 1,607 | 28,508 | 59,492 | 18,114.57 | 44,000 | - | 30,804 | 50,000 | 50,000 | 50,000 | 6,000 | 13.6364 |
| Interest - Savings | A2401SA | 2,147 | 2,543 | 10,035 | 25,401 | 25,905 | 13,206.36 | 24,000 | - | 18,269 | 30,000 | 30,000 | 30,000 | 6,000 | 25.0000 |
| Interest - Savings CD | A2401AA | | | | | | | | - | | 75,000 | 75,000 | 75,000 | 75,000 | |
| Interest - Tax Reserve | A2401X | | | 11,236 | 37,860 | 56,454 | 21,109.81 | 50,000 | - | 24,456 | 40,000 | 40,000 | 40,000 | (10,000) | -20.0000 |
| Interest - 2023 VLT | A2401V23 | | | | 21,997 | 68,256 | 18,050.64 | 20,000 | - | 22,057 | - | - | - | (20,000) | -100.0000 |
| Interest - 2024 VLT | A2401V24 | | | | 44,570 | 8,914.04 | | 40,000 | - | 25,008 | - | - | - | (40,000) | -100.0000 |
| Interest - 2025 VLT | A2401V25 | | | | | | | 35,000 | - | - | 62,000 | 62,000 | 62,000 | 27,000 | |
| Rental of Real Property | A2410 | 34,482 | 34,582 | 35,173 | 39,324 | 38,284 | 36,369.31 | 36,000 | - | 18,102 | 36,000 | 36,000 | 36,000 | - | 0.0000 |

2026 BUDGET FOR THE TOWN OF FARMINGTON

GENERAL FUND

| ACCOUNT | ACCOUNT CODE | 2,020 | 2,021 | 2,022 | 2,023 | 2,024 | 5 yr ave | ADOPTED BUDGET 2025 | MODIFIED BUDGET 2025 | ACTUAL JUNE 30TH 2025 | TENTATIVE BUDGET 2026 | PRELIMINARY BUDGET 2026 | ADOPTED BUDGET 2026 | CHANGE FROM 2025 | % CHANGE FROM 2025 |
|-----------------------------|--------------|------------------|------------------|------------------|------------------|------------------|--------------|---------------------|----------------------|-----------------------|-----------------------|-------------------------|---------------------|------------------|--------------------|
| Games of Chance | A2530 | - | - | 30 | 30 | 30 | 18.00 | - | - | - | - | - | - | - | ***** |
| Dog Licenses | A2544 | 24,703 | 22,451 | 30,192 | 28,404 | 28,298 | 26,809.60 | 23,500 | - | 11,336 | 28,000 | 28,000 | 28,000 | 4,500 | 19.1489 |
| Building Permits | A2555 | 131,789 | 124,082 | 169,053 | 118,375 | 166,418 | 141,943.55 | 45,000 | - | 47,786 | 70,000 | 70,000 | 70,000 | 25,000 | 55.5556 |
| Other Permits | A2590 | 4,405 | 5,980 | 3,715 | 10,655 | 20,250 | 9,001.00 | 2,600 | - | 3,375 | 5,000 | 5,000 | 5,000 | 2,400 | 92.3077 |
| Fines & Forfeitures of Bail | A2610 | 81,997 | 84,039 | 60,810 | 69,342 | 80,730 | 75,383.38 | 30,000 | - | 27,535 | 60,000 | 60,000 | 60,000 | 30,000 | 100.0000 |
| Forfeiture of Deposits | A2620 | - | 110 | 30 | 140 | 10 | 58.00 | - | - | - | - | - | - | - | ***** |
| Sale of Scrap | A2650 | - | - | 297 | - | 470 | 153.44 | 300 | - | - | 300 | 300 | 300 | - | 0.0000 |
| Minor Sales | A2655 | - | - | 40 | - | 40 | 16.00 | - | - | - | - | - | - | - | ***** |
| Sale of Equipment | A2665 | 36,000 | 2,300 | - | 23,961 | 385 | 12,529.20 | 28,000 | - | 4,750 | 10,000 | 10,000 | 10,000 | (18,000) | -64.2857 |
| Insurance Recovery | A2680 | - | - | - | 2,779 | 89,631 | 18,482.11 | - | - | - | - | - | - | - | ***** |
| Refund of Prior Year Exp | A2701 | 2,719 | 5,554 | 3,214 | 6,234 | 21,801 | 7,904.45 | 8,000 | - | 10,490 | 8,000 | 10,000 | 10,000 | 2,000 | 25.0000 |
| Gifts & Donations | A2705 | 1,140 | 3,220 | 3,988 | 3,263 | 5,287 | 3,379.60 | 5,300 | - | - | - | - | - | (5,300) | -100.0000 |
| VLT Monies | A2725 | 1,422,058 | 2,044,209 | 1,777,573 | 1,777,573 | 1,777,573 | 1,759,797.27 | 1,777,573 | - | 1,777,573 | 1,777,573 | 1,777,573 | 1,777,573 | - | 0.0000 |
| Misc. Revenue | A2770 | 25,358 | 30,149 | 4,244 | 3,563 | 11,216 | 14,906.06 | 2,000 | - | 4,964 | 2,000 | 2,000 | 2,000 | - | 0.0000 |
| Interfund Revenues | A2801 | 31,000 | 31,000 | 31,000 | - | 31,000 | 24,800.00 | 72,259 | - | 26,952 | 37,500 | 37,500 | 37,500 | (34,759) | -48.1034 |
| State Revenue Sharing | A3001 | 41,834 | 41,834 | 41,834 | 41,834 | 41,834 | 41,834.00 | 41,834 | - | - | 41,834 | 41,834 | 41,834 | - | 0.0000 |
| Mortgage Tax | A3005 | 477,336 | 873,787 | 675,854 | 448,899 | 365,571 | 568,289.30 | 300,000 | - | 221,880 | 350,000 | 350,000 | 350,000 | 50,000 | 16.6667 |
| Real Property Tax Admin | A3040 | - | - | - | - | 24,460 | 4,892.09 | - | - | - | - | - | - | - | ***** |
| Records Management | A3060 | - | 35,241 | 72,720 | 74,925 | 37,445 | 44,066.20 | 35,042 | - | 37,403 | 35,000 | 35,000 | 35,000 | (42) | - |
| State Aid (Justice) | A3089 | - | 2,035 | 729 | 6,347 | 6,597 | 3,141.50 | 4,324 | 2,361 | - | 2,300 | 9,400 | 9,400 | 5,076 | 117.3913 |
| State Aid (Other) | A3089 | - | 8,000 | - | - | - | 1,600.00 | - | - | - | - | - | - | - | - |
| Other Home and commun | A3989 | - | - | - | - | - | - | - | - | - | - | - | - | - | ***** |
| Federal Aid-ARPA | A4089 | - | - | 580,633 | 18,085 | 48,749 | 129,493.30 | 490,000 | - | - | 280,000 | 280,000 | 280,000 | (210,000) | - |
| Interfund Transfer | A5031 | - | - | - | 26,508 | 127,109 | 30,723.33 | - | - | - | 37,592 | 37,592 | 37,592 | 37,592 | ***** |
| App. Fund Balance | A599 | - | - | - | - | - | - | 1,377,064 | - | - | 349,583 | 415,615 | 415,615 | (961,449) | -69.8188 |
| App. Reserves - VLT | AS11VLT | - | - | - | - | - | - | 1,417,826 | - | - | 1,300,000 | 1,300,000 | 1,300,000 | (117,826) | -8.3103 |
| App Reserves | AS11 | - | - | - | - | - | - | 139,000 | - | - | - | - | - | (139,000) | -100.0000 |
| Revenue Totals: | | 4,947,452 | 6,644,791 | 7,260,745 | 6,302,207 | 7,179,351 | | 9,510,754 | | 4,109,366 | 8,962,927 | 9,038,059 | 9,038,059 | (472,695) | -4.9701 |

**2026
BUDGET FOR THE TOWN OF FARMINGTON
HIGHWAY FUND**

| ACCOUNT | ACCOUNT CODE | 2020 | 2021 | 2022 | 2023 | 2024 | Five Year Ave | ADOPTED BUDGET 2025 | MODIFIED BUDGET 2025 | ACTUAL JUNE 30TH 2025 | TENTATIVE BUDGET 2026 | PRELIMINARY BUDGET 2026 | ADOPTED BUDGET 2026 | CHANGE FROM 2025 | % CHANGE FROM 2025 |
|---------------------------------|--------------|------------------|------------------|------------------|------------------|------------------|---------------|---------------------|----------------------|-----------------------|-----------------------|-------------------------|---------------------|------------------|--------------------|
| Garage - PS | DA1989.1 | 37,989 | 44,793 | 46,516 | 48,413 | 50,299 | 45,621.90 | 58,960 | | 26,921 | 62,736 | 62,736 | 62,736 | 3,776 | 6.4043 |
| Garage - PS - OT | DA1989.12 | 332 | 145 | 29 | 31 | 212 | 149.80 | 500 | | 9 | 500 | 500 | 500 | - | 0.0000 |
| Administration Contractual | DA1989.4 | 41 | 377 | 60 | 269 | 330 | 215.39 | 500 | | - | 500 | 500 | 500 | - | 0.0000 |
| General Road Repairs - PS | DA5110.1 | 179,585 | 198,658 | 172,823 | 244,903 | 323,365 | 223,866.78 | 266,640 | | 116,232 | 284,510 | 284,800 | 284,800 | 18,160 | 6.8107 |
| Road Repairs - PS - Seasonal | DA5110.11 | - | - | - | 7,693 | - | 1,538.50 | 13,566 | | - | 13,870 | 13,870 | 13,870 | 304 | 2.2409 |
| Road Repairs - PS - OT | DA5110.12 | 630 | 2,959 | 1,266 | 3,300 | 1,153 | 1,861.73 | 3,300 | | 1,302 | 3,399 | 3,399 | 3,399 | 99 | 3.0000 |
| General Road Repairs Stipend | DA5110.13 | 3,464 | 4,514 | 4,514 | 5,600 | 5,600 | 4,738.40 | 5,600 | | 2,800 | 6,000 | 7,500 | 7,500 | 1,900 | 33.9286 |
| General Road Repairs-Retirement | DA5110.14 | 14,692 | - | - | 25,408 | - | 8,019.83 | - | | - | - | - | - | - | ***** |
| General Road Capital Outlay | DA5110.2 | - | - | - | 690,614 | - | 138,122.81 | - | | - | - | - | - | - | ***** |
| General Road Repairs - CE | DA5110.4 | 299,112 | 444,874 | 535,380 | 271,412 | 588,625 | 427,880.68 | 408,939 | | 82,200 | 766,910 | 766,910 | 766,910 | 357,971 | 87.5365 |
| Engineering | DA5110.41 | 40 | 1,277 | 27,950 | 24,938 | 20,968 | 15,034.46 | 50,000 | | 2,257 | 50,000 | 50,000 | 50,000 | - | 0.0000 |
| General Road Repairs - VLT | DA5110.46VLT | - | 250,000 | - | - | - | 50,000.00 | - | | - | - | - | - | - | ***** |
| Capital Improvements - PS | DA5112.1 | 83,808 | 77,747 | 80,094 | 87,220 | 89,250 | 83,623.88 | 93,324 | | 11,283 | 99,579 | 99,680 | 99,680 | 6,356 | 6.8107 |
| Capital Improvements - PS - OT | DA5112.12 | 493 | 1,000 | 847 | 1,000 | 552 | 778.55 | 1,500 | | - | 1,500 | 1,500 | 1,500 | - | 0.0000 |
| Capital Improvements - CHIPS | DA5112.2 | 183,800 | 245,729 | 236,493 | 268,008 | 269,386 | 240,683.21 | 269,387 | | - | 296,211 | 296,211 | 296,211 | 26,824 | 9.9574 |
| Capital Improvements - NY PAV | DA5112.21 | 41,954 | 65,027 | 62,913 | 62,868 | 63,340 | 59,220.11 | 63,340 | | - | 63,494 | 63,494 | 63,494 | 154 | 0.2431 |
| Capital Improvements-winter rec | DA5112.23 | 34,285 | 54,460 | 52,746 | 52,746 | 52,746 | 49,396.84 | 52,747 | | - | 52,746 | 52,746 | 52,746 | (1) | -0.0019 |
| Capital Improvements-POP | DA5112.24 | - | - | 41,941 | 41,912 | 42,226 | 25,215.90 | 42,227 | | - | 42,329 | 42,329 | 42,329 | 102 | |
| Bridges - PS | DA5120.1 | 21,600 | 11,181 | 23,043 | 24,920 | 11,260 | 18,400.86 | 26,432 | | 1,826 | 14,226 | 14,240 | 14,240 | (12,192) | -46.1259 |
| Bridges - CE | DA5120.4 | 241 | - | - | 32 | 32 | 54.55 | 100 | | - | 100 | 100 | 100 | - | 0.0000 |
| Bridges - Minor Equipment | DA5120.20 | - | 378 | 2,500 | 734 | 2,495 | 1,221.37 | 2,500 | | 1,214 | 2,500 | 2,500 | 2,500 | - | 0.0000 |
| Machinery - PS | DA5130.1 | 45,059 | 46,011 | 44,117 | 43,841 | 52,502 | 46,305.89 | 52,616 | | 28,059 | 55,637 | 55,637 | 55,637 | 3,021 | 5.7416 |
| Machinery - PS - OT | DA5130.12 | 300 | 148 | 19 | - | 248 | 142.85 | 1,200 | | 165 | 1,200 | 1,200 | 1,200 | - | 0.0000 |
| Machinery-PS-Ret | DA5130.13 | - | - | - | - | - | - | - | | - | 36,097 | 36,097 | 36,097 | 36,097 | |
| Machinery - EQ | DA5130.2 | 432,444 | 302,430 | 179,428 | 146,324 | 68,725 | 225,870.15 | 1,045,104 | 1,251,690 | 192,174 | 489,613 | 489,613 | 489,613 | (555,491) | -53.1517 |
| Machinery - EQ- VLT | DA5130.2VLT | - | - | 19,661 | 279,775 | 199,040 | 99,695.14 | - | 300,900 | - | - | - | - | - | ***** |
| Machinery - CE | DA5130.4 | 87,805 | 89,336 | 74,347 | 83,859 | 98,071 | 86,683.55 | 105,000 | | 74,275 | 125,000 | 125,000 | 125,000 | 20,000 | 19.0476 |
| Machinery - Minor Equipment | DA5130.20 | - | 500 | 500 | 500 | 9,078 | 2,115.68 | 9,500 | | 6,200 | 5,000 | 5,000 | 5,000 | (4,500) | -47.3684 |
| Brush & Weeds - PS | DA5140.1 | 23,945 | 22,361 | 23,043 | 24,920 | 39,089 | 26,671.67 | 26,664 | | 24,871 | 43,000 | 43,000 | 43,000 | 16,336 | 61.2661 |
| Brush & Weeds - PS - OT | DA5140.12 | - | - | - | 55 | - | 10.97 | 200 | | - | 200 | 200 | 200 | - | 0.0000 |
| Brush & Weeds - CE | DA5140.4 | 7,936 | 12,251 | 2,857 | 10,476 | 7,920 | 8,287.81 | 15,000 | 30,000 | 15,142 | 16,000 | 16,000 | 16,000 | 1,000 | 6.6667 |
| Brush & Weeds - Minor Equip | DA5140.20 | - | 200 | 200 | - | - | 80.00 | - | | - | - | - | - | - | ***** |
| Snow Removal - PS | DA5142.1 | 59,418 | 117,089 | 190,920 | 86,745 | 87,026 | 108,239.90 | 186,648 | | 110,650 | 184,932 | 185,120 | 185,120 | (1,528) | -0.8187 |
| Snow Removal - PS - OT | DA5142.12 | 38,764 | 42,270 | 71,117 | 39,640 | 57,548 | 49,867.90 | 74,620 | 74,620 | 69,586 | 76,859 | 76,859 | 76,859 | 2,239 | 3.0005 |
| Snow Removal - CE | DA5142.4 | 194,821 | 242,551 | 288,397 | 190,466 | 192,732 | 221,793.36 | 381,175 | | 163,902 | 355,300 | 355,300 | 355,300 | (25,875) | -6.7882 |
| Services Oth Gvt - PS | DA5148.1 | 23,945 | 22,361 | 23,043 | 20,551 | 17,021 | 21,384.22 | 26,664 | | 4,583 | 28,450 | 28,480 | 28,480 | 1,816 | 6.8107 |
| Services Oth Gvt - PS - OT | DA5148.12 | 6,655 | 7,000 | 2,500 | 3,938 | 4,202 | 4,859.06 | 7,000 | | - | 7,000 | 7,000 | 7,000 | - | 0.0000 |
| Services Oth Gvt - CE | DA5148.4 | 63,228 | 36,145 | 49,988 | 61,624 | 54,142 | 53,025.41 | 65,000 | | 44,227 | 65,000 | 65,000 | 65,000 | - | 0.0000 |
| State Retirement | DA9010.8 | 90,262 | 94,289 | 75,046 | 84,961 | 85,854 | 86,082.39 | 114,650 | | 21,073 | 114,650 | 127,686 | 127,686 | 13,036 | 11.3703 |
| Social Security | DA9030.8 | 41,422 | 45,825 | 52,438 | 51,175 | 56,618 | 49,495.56 | 64,661 | | 30,499 | 68,810 | 68,984 | 68,984 | 4,323 | 6.6856 |
| Workers Comp | DA9040.8 | 24,532 | 29,286 | 29,109 | 28,773 | 26,610 | 27,661.97 | 21,503 | | 21,503 | 16,991 | 16,991 | 16,991 | (4,512) | -20.9831 |
| Unemployment Ins | DA9050.8 | 442 | - | - | - | - | 88.49 | 800 | | - | 800 | 800 | 800 | - | 0.0000 |
| Disability Ins | DA9055.8 | 1,414 | 788 | 785 | 1,084 | 1,064 | 1,027.13 | 1,600 | | 939 | 1,600 | 1,600 | 1,600 | - | 0.0000 |
| Health Ins | DA9060.8 | 201,670 | 189,271 | 200,206 | 187,319 | 196,608 | 195,014.69 | 268,639 | | 145,026 | 334,395 | 334,395 | 334,395 | 65,756 | 24.4775 |
| Trans to Capital Funds | DA9950.9 | - | - | - | - | 750,000 | 150,000.00 | 50,000 | | 50,000 | - | - | - | (50,000) | -100.0000 |
| Interfund Transfer | DA9901.9 | - | - | - | - | - | - | - | | - | - | - | - | - | ***** |
| Appropriation Totals | | 2,246,128 | 2,703,230 | 2,616,936 | 3,208,016 | 3,525,936 | | 3,877,806 | 1,657,210 | 1,248,916 | 3,787,644 | 3,802,977 | 3,802,977 | (74,829) | -1.9297 |

2026
BUDGET FOR THE TOWN OF FARMINGTON
HIGHWAY FUND

| ACCOUNT | ACCOUNT CODE | 2020 | 2021 | 2022 | 2023 | 2024 | Five Year Ave | ADOPTED BUDGET 2025 | MODIFIED BUDGET 2025 | ACTUAL JUNE 30TH 2025 | TENTATIVE BUDGET 2026 | PRELIMINARY BUDGET 2026 | ADOPTED BUDGET 2026 | CHANGE FROM 2025 | % CHANGE FROM 2025 |
|------------------------------|--------------|------------------|------------------|------------------|------------------|------------------|---------------|---------------------|----------------------|-----------------------|-----------------------|-------------------------|---------------------|------------------|--------------------|
| Revenues | | | | | | | | | | | | | | | |
| Real Property Tax | DA1001 | 688,000 | 501,500 | 439,763 | 815,000 | 515,000 | 591,852.60 | 515,000 | - | 515,000 | 400,000 | 400,000 | 400,000 | (115,000) | -22.3301 |
| Sales Tax | DA1120 | 1,622,601 | 2,061,963 | 2,385,660 | 2,441,864 | 2,446,859 | 2,191,789.42 | 2,100,000 | | 574,319 | 2,000,000 | 2,000,000 | 2,000,000 | (100,000) | -4.7619 |
| Services Other Govts | DA2300 | 103,136 | 108,720 | 106,642 | 120,765 | 126,415 | 113,135.68 | 124,449 | | 103,564 | 125,000 | 125,000 | 125,000 | 551 | 0.4428 |
| Interest & Earnings | DA2401 | 1,556 | 1,703 | 5,667 | 23,530 | 29,618 | 12,414.75 | 25,000 | | 22,496 | 40,000 | 40,000 | 40,000 | 15,000 | 60.0000 |
| Interest & Earnings | DA2401A | | | | | | | | | | 125,000 | 125,000 | 125,000 | 125,000 | |
| Interest - Equipment Reserve | DA2401R | 1,400 | 600 | 7,029 | 28,299 | 40,955 | 15,656.44 | 38,000 | | 17,742 | 29,000 | 29,000 | 29,000 | (9,000) | -23.6842 |
| Interest - VLT Reserve | DA2401VLT | 796 | 341 | 2,465 | 4,994 | 7,227 | 3,164.53 | 8,000 | | 3,131 | 6,000 | 6,000 | 6,000 | (2,000) | -25.0000 |
| Sale of Scrap | DA2650 | 290 | 570 | 546 | 1,682 | 597 | 736.89 | 800 | | 359 | 500 | 500 | 500 | (300) | -37.5000 |
| Sale of Equipment | DA2665 | 95,850 | 84,490 | - | 73,025 | 28,692 | 56,411.40 | 110,000 | | 29,660 | 73,000 | 73,000 | 73,000 | (37,000) | -33.6364 |
| Insurance Recoveries | DA2680 | | | | 10,161 | 10,827 | 4,197.73 | | 19,648 | 23,356 | - | - | - | - | ***** |
| Refund of Prior Year | DA2701 | | 889 | | | - | 177.82 | | | | | | | - | ***** |
| Misc. Revenue | DA2770 | 1,118 | 53,950 | | 368 | 1,079 | 11,302.92 | | | | | | | - | ***** |
| Interfund Revenue | DA2801 | | | | | - | - | | | | | | | - | ***** |
| Consolidated Hwy Aid | DA3501 | 208,032 | 404,222 | 394,094 | 425,533 | 427,699 | 371,915.89 | 427,701 | 454,780 | - | 454,780 | 454,780 | 454,780 | 27,079 | ***** |
| State Aid | DA3960 | | | | | - | - | | | | | | | - | ***** |
| Interfund Transfers -VLT | DA5031VLT | | 100,000 | 700,000 | 450,000 | 300,000 | 310,000.00 | | | | | | | - | ***** |
| App. Fund Balance | DA599 | | | | | | | 225,618 | 728,456 | | 534,364 | 549,697 | 549,697 | 324,079 | 143.6406 |
| App. Fund Balance -Reserve | DA511 | | | | | | | 303,238 | - | | | | | (303,238) | -100.0000 |
| Revenue Totals: | | 2,722,779 | 3,318,948 | 4,041,865 | 4,395,220 | 3,934,967 | | 3,877,806 | | 1,289,626 | 3,787,644 | 3,802,977 | 3,802,977 | (74,829) | -1.9297 |

2026 BUDGET FOR THE TOWN OF FARMINGTON

DRAINAGE FUND

| ACCOUNT | ACCOUNT CODE | 2020 | 2021 | 2022 | 2023 | 2024 | 5 Year Ave | ADOPTED BUDGET 2025 | Modified Budget 2025 | ACTUAL JUNE 30TH 2025 | TENTATIVE | PRELIMINARY BUDGET 2026 | ADOPTED BUDGET 2026 | CHANGE FROM 2025 | % CHANGE FROM 2025 |
|-----------------------------|--------------|----------------|----------------|----------------|----------------|----------------|------------|------------------------|-------------------------|--------------------------|----------------|----------------------------|------------------------|---------------------|-----------------------|
| | | | | | | | | | | | BUDGET 2026 | | | | |
| Appropriations | | | | | | | | | | | | | | | |
| Drainage - PS | SD8540.1 | 88,624 | 98,118 | 97,968 | 106,514 | 86,381 | 95,520.97 | 123,401 | | 77,323 | 128,926 | 124,096 | 124,096 | 695 | 0.56 |
| Drainage - PS - OT | SD8540.12 | - | 500 | | | | 100.00 | 500 | | - | 500 | 500 | 500 | - | 0.00 |
| Drainage - EQ | SD8540.2 | 19,752 | 17,000 | 11,697 | 60,000 | 2,261 | 22,141.98 | 21,389 | 46,389 | - | 22,000 | 22,000 | 22,000 | 611 | 2.86 |
| Drainage - CE | SD8540.4 | 20,705 | 38,932 | 71,154 | 43,798 | 52,243 | 45,366.32 | 42,000 | - | 20,640 | 42,000 | 42,000 | 42,000 | - | 0.00 |
| | SD8540.20 | | | | | 9,513 | | | | | - | - | - | - | |
| Drainage - MS4 | SD8540.42 | 17,395 | 10,019 | 10,476 | 18,762 | 25,238 | 16,378.01 | 35,500 | - | 21,120 | 35,500 | 35,500 | 35,500 | - | 0.00 |
| NYS Retirement | SD9010.8 | 10,942 | 10,611 | 7,901 | 9,360 | 9,704 | 9,703.56 | 10,450 | | 2,390 | 10,450 | 11,608 | 11,608 | 1,158 | 11.08 |
| Social Security | SD9030.8 | 6,780 | 7,544 | 7,495 | 8,148 | 6,608 | 7,314.99 | 9,529 | | 5,915 | 9,901 | 9,532 | 9,532 | 3 | 0.03 |
| Workers Comp | SD9040.8 | 5,841 | 4,165 | 3,969 | 3,793 | 3,507 | 4,255.08 | 1,955 | | 1,955 | 1,618 | 1,618 | 1,618 | (337) | -17.24 |
| Health Ins | SD9060.8 | 22,717 | 23,064 | 25,326 | 26,964 | 25,693 | 24,752.75 | 32,850 | | 17,427 | 37,245 | 37,245 | 37,245 | 4,395 | 13.38 |
| | SD9788.6 | | | | | 1,539 | | | | | | | | - | |
| | SD9788.7 | | | | | 67 | | | | | | | | - | |
| Transfer to Capital Funds | SD9950.9 | | - | | | | - | - | | | 300,000 | 200,000 | 200,000 | 200,000 | ***** |
| Appropriation Totals | | 192,756 | 209,953 | 235,985 | 277,340 | 222,753 | | 277,574 | | 146,769 | 588,140 | 484,099 | 484,099 | 206,525 | 74.40 |
| Revenues | | | | | | | | | | | | | | | |
| Real Property Tax | SD1001 | 225,000 | 191,832 | 212,000 | 224,371 | 240,259 | 218,692.40 | 256,562 | | 256,562 | 578,140 | 474,099 | 474,099 | 217,537 | 84.79 |
| Entrance Fees | SD2189 | 18,549 | 26,416 | 17,547 | 19,444 | 6,411 | 17,673.22 | 5,000 | | 2,726 | 5,000 | 5,000 | 5,000 | - | 0.00 |
| Other Home & Comm Svcs | SD2389 | | | | | | | | | | | | | - | ***** |
| Interest & Earnings | SD2401 | 340 | 322 | 533 | 1,218 | 1,237 | 730.14 | 1,000 | | 678 | 1,000 | 1,000 | 1,000 | - | 0.00 |
| Interest - Reserve | SD2401R | 463 | 198 | 858 | 2,901 | 4,199 | 1,723.90 | 5,500 | | 1,819 | 4,000 | 4,000 | 4,000 | (1,500) | -27.27 |
| Refund of Prior Years | SD2701 | | | | | | | | | | | | | - | ***** |
| Misc. Revenue | SD2770 | | | 4 | 500 | 100 | 120.75 | | | | | | | - | ***** |
| Grant Revenue | SD3989 | | | | | | | | | | | | | - | ***** |
| Interfund Transfer | SD5031 | | | | | | | | | | | | | - | ***** |
| App Reserve | SD511 | | | | | | | | | | | | | - | ***** |
| App Fund Balance | SD599 | | | | | | | 9,512 | 34,512 | | | | | (9,512) | -100.00 |
| Revenue Totals: | | 244,351 | 218,768 | 230,942 | 248,434 | 252,206 | | 277,574 | | 261,785 | 588,140 | 484,099 | 484,099 | 206,525 | 74.40 |

2026
TOWN OF FARMINGTON
SEWER DISTRICT FUND

| ACCOUNT | ACCOUNT CODE | 2020 | 2021 | 2022 | 2023 | 2024 | 5 year avg | 2025 Budget | MODIFIED BUDGET 2025 | ACTUAL JUNE 30TH 2025 | TENTATIVE BUDGET 2026 | PRELIMINARY BUDGET 2026 | ADOPTED BUDGET 2026 | CHANGE FROM 2025 | % CHANGE FROM 2025 |
|--|--------------|---------|---------|---------|---------|---------|------------|-------------|----------------------|-----------------------|-----------------------|-------------------------|---------------------|------------------|--------------------|
| Appropriations | | | | | | | | | | | | | | | |
| Fiscal Agents Fees - CE | SS1380.4 | 19,611 | 17,662 | 15,649 | 11,450 | 11,511 | 15,176.60 | 9,362 | 9,362 | - | 7,161 | 7,161 | 7,161 | (2,201) | -23.51 |
| Taxes & Assessments - CE | SS1950.4 | 306,005 | 305,076 | 318,997 | 255,272 | 270,628 | 291,195.82 | 271,000 | 271,000 | - | 271,000 | 271,000 | 271,000 | - | 0.00 |
| Sewer Admin - PS | SS8110.1 | 133,029 | 98,137 | 113,203 | 136,838 | 103,604 | 116,962.31 | 173,543 | 173,543 | 75,907 | 233,556 | 231,174 | 231,174 | 57,631 | 33.21 |
| Sewer Admin - PS - OT | SS8110.12 | 1,657 | 2,138 | 3,174 | 2,404 | 786 | 2,031.76 | 1,000 | 1,000 | 185 | 1,000 | 1,000 | 1,000 | - | 0.00 |
| Sewer Admin - EQ | SS8110.2 | 646 | 1,378 | 410 | 1,413 | 2,057 | 1,180.68 | 3,000 | 3,000 | - | 3,000 | 3,000 | 3,000 | - | 0.00 |
| Sewer Admin - CE | SS8110.4 | 60,138 | 50,659 | 61,507 | 67,620 | 68,188 | 61,622.27 | 70,000 | 70,000 | 33,941 | 75,000 | 75,000 | 75,000 | 5,000 | 7.14 |
| Sanitary Sewers - PS | SS8120.1 | 167,235 | 180,027 | 182,995 | 151,656 | 170,892 | 170,561.05 | 300,405 | 300,405 | 86,328 | 254,300 | 238,223 | 238,223 | (62,182) | -20.70 |
| Sanitary Sewers - PS - OT | SS8120.12 | 28,511 | 41,806 | 22,603 | 14,387 | 17,298 | 24,920.80 | 23,000 | 23,000 | 10,806 | 25,000 | 9,400 | 9,400 | (13,600) | -59.13 |
| Sanitary Sewers - Stipend | SS8120.13 | 625 | 312 | 313 | 547 | 625 | 484.37 | 750 | 750 | 313 | 1,000 | 1,000 | 1,000 | 250 | 33.33 |
| Sanitary Sewers - EQ | SS8120.2 | 37,500 | 2,879 | - | - | 10,719 | 10,219.53 | 15,000 | 15,000 | - | 10,000 | 10,000 | 10,000 | (5,000) | -33.33 |
| Sanitary Sewer-Extended Sewer | SS8120.21 | - | - | - | - | - | - | - | - | - | - | - | - | - | ***** |
| Sanitary Sewers - EQ - VLT | SS8120.2VLT | - | - | - | - | - | - | - | - | - | - | - | - | - | ***** |
| Sanitary Sewers - Minor Equip | SS8120.20 | 7,111 | 3,949 | 3,932 | 1,207 | 13,056 | 5,851.04 | 5,000 | 5,000 | 914 | 7,000 | 5,000 | 5,000 | - | 0.00 |
| Sanitary Sewers - EQ Victor | SS8120.2V | - | 62,686 | 118,888 | - | - | 36,314.71 | 30,000 | 30,000 | - | 15,000 | 15,000 | 15,000 | (15,000) | -50.00 |
| Sanitary Sewers - Minor EQ Victor | SS8120.20V | - | 12,787 | 2,852 | 745 | 1,438 | 3,564.29 | 3,000 | 3,000 | 417 | 5,000 | 5,000 | 5,000 | 2,000 | 66.67 |
| Sanitary Sewers - CE | SS8120.4 | 18,594 | 118,299 | 262,633 | 20,265 | 29,265 | 89,811.11 | 41,000 | 41,000 | 5,560 | 25,000 | 25,000 | 25,000 | (16,000) | -39.02 |
| Sanitary Sewers - CE - Victor | SS8120.4V | 42,388 | 47,391 | 113,512 | 56,487 | 93,103 | 70,576.24 | 90,000 | 95,831 | 24,122 | 80,000 | 80,000 | 80,000 | (10,000) | -11.11 |
| Sanitary Sewers - Utilities | SS8120.41 | 14,519 | 16,387 | 19,891 | 20,140 | 23,378 | 18,863.10 | 25,000 | 25,000 | 11,815 | 30,000 | 30,000 | 30,000 | 5,000 | 20.00 |
| Sanitary Sewers - Utilities - Victor | SS8120.41V | 100,103 | 102,111 | 145,099 | 127,467 | 139,223 | 122,800.62 | 145,000 | 145,000 | 62,760 | 155,000 | 155,000 | 155,000 | 10,000 | 6.90 |
| Sanitary Sewers - Odor Control | SS8120.42 | 2,623 | - | - | 2,797 | 11,385 | 3,360.85 | 17,000 | 17,000 | 7,803 | 20,000 | 20,000 | 20,000 | 3,000 | 17.65 |
| Sanitary Sewers-Odor Control- Vict | SS8120.42V | 30,324 | 40,363 | 34,138 | 44,918 | 13,783 | 32,705.38 | 25,000 | 25,000 | 24,519 | 50,000 | 50,000 | 50,000 | 25,000 | 100.00 |
| Sanitary Sewers - Insurance | SS8120.43 | 8,500 | 8,094 | 7,215 | 8,057 | 8,601 | 8,093.53 | 11,950 | 11,950 | 5,970 | 11,950 | 13,145 | 13,145 | 1,195 | 10.00 |
| Sanitary Sewers - Engineering | SS8120.44 | 64,343 | 52,804 | 46,242 | 21,206 | 34,206 | 43,760.12 | 25,000 | 25,000 | 24,618 | 40,000 | 40,000 | 40,000 | 15,000 | 60.00 |
| Sanitary Sewers-Engineering Victor | SS8120.44V | 52,415 | 42,844 | 51,549 | 16,841 | 48,144 | 42,358.40 | 40,000 | 40,000 | 25,748 | 45,000 | 45,000 | 45,000 | 5,000 | 12.50 |
| Sanitary Sewers - SCADA/FSI | SS8120.45 | 10,196 | 5,512 | 4,890 | 5,888 | 5,966 | 6,490.32 | 7,000 | 7,000 | 1,885 | 5,000 | 5,000 | 5,000 | (2,000) | -28.57 |
| Sanitary Sewers - SCADA/FSI-Victor | SS8120.45V | 38,949 | 26,442 | 25,750 | 46,637 | 32,116 | 33,978.72 | 35,000 | 35,000 | 13,229 | 35,000 | 35,000 | 35,000 | - | 0.00 |
| Sanitary Sewers - Uniforms | SS8120.46 | 731 | 1,072 | 2,181 | 3,472 | 2,448 | 1,980.73 | 3,000 | 3,000 | 2,908 | 4,000 | 4,000 | 4,000 | 1,000 | 33.33 |
| Sanitary Sewers - Legal | SS8120.47 | 4,855 | 1,660 | 320 | - | - | 1,366.92 | 1,000 | 1,000 | - | 1,000 | 1,000 | 1,000 | - | 0.00 |
| Industrial Treatment - BioBugs | SS8120.48V | 1,496 | - | - | - | - | 299.26 | - | - | - | - | - | - | - | ***** |
| Sanitary Sewers - I & I | SS8120.49 | 62,801 | 68,435 | 94,160 | 10,000 | 20,725 | 51,224.00 | 50,000 | 50,000 | - | 40,000 | 40,000 | 40,000 | (10,000) | -20.00 |
| Sanitary Sewers - I & I VICTOR | SS8120.49V | 62,801 | 50,000 | 33,083 | 11,807 | 33,170 | 38,172.23 | 50,000 | 50,000 | - | 40,000 | 40,000 | 40,000 | (10,000) | -20.00 |
| Sewage Treatment - PS | SS8130.1 | 199,536 | 179,721 | 205,126 | 206,350 | 226,970 | 203,540.46 | 346,036 | 346,036 | 107,056 | 282,000 | 281,136 | 281,136 | (64,900) | -18.76 |
| Sewage Treatment - PS - OT | SS8130.12 | 25,458 | 28,589 | 22,565 | 22,515 | 36,092 | 27,043.81 | 35,000 | 35,000 | 14,943 | 35,000 | 35,000 | 35,000 | - | 0.00 |
| Sewage Treatment - PS - Stipend | SS8130.13 | 625 | 313 | 312 | 547 | 625 | 484.38 | 750 | 750 | 313 | 1,000 | 1,000 | 1,000 | 250 | 33.33 |
| Sewage Treatment - EQ | SS8130.2 | 107,778 | 71,024 | 176,109 | 97,586 | 162,601 | 123,019.39 | 340,000 | 340,000 | 302,716 | 175,000 | 158,000 | 158,000 | (182,000) | -53.53 |
| Sewage Treatment - Minor Equip | SS8130.20 | 5,368 | 879 | 3,998 | 7,193 | 7,940 | 5,075.84 | 5,000 | 5,000 | 3,776 | 7,000 | 5,000 | 5,000 | - | 0.00 |
| Sewage Treatment - CE | SS8130.4 | 79,779 | 88,498 | 285,244 | 141,109 | 565,976 | 232,121.17 | 400,000 | 406,000.00 | 106,137 | 300,000 | 300,000 | 300,000 | (100,000) | -25.00 |
| Sewage Treatment - Utilities | SS8130.41 | 186,418 | 218,520 | 270,951 | 278,640 | 294,256 | 249,757.15 | 280,000 | 280,000 | 115,956 | 280,000 | 280,000 | 280,000 | - | 0.00 |
| Sewage Treatment - Chemicals | SS8130.42 | 168,518 | 162,237 | 202,306 | 285,072 | 323,552 | 228,337.12 | 310,000 | 310,000 | 141,146 | 310,000 | 310,000 | 310,000 | - | 0.00 |
| Sewage Treatment - Sludge Remov | SS8130.43 | 103,755 | 108,759 | 140,628 | 143,822 | 198,085 | 139,009.88 | 220,000 | 220,000 | 64,024 | 200,000 | 200,000 | 200,000 | (20,000) | -9.09 |
| Sewage Treatment - Fuels | SS8130.44 | 12,012 | 18,940 | 35,714 | 26,676 | 19,965 | 22,661.28 | 22,000 | 22,000 | 9,613 | 22,000 | 22,000 | 22,000 | - | 0.00 |
| Sewage Treatment- Fuel fee | SS8130.445 | 440 | 488 | 538 | 513 | 404 | 476.63 | 600 | 600 | - | 600 | 600 | 600 | - | 0.00 |
| Sewage Treatment - SCADA | SS8130.45 | 15,134 | 14,265 | 15,187 | 13,383 | 15,018 | 14,597.15 | 15,000 | 15,000 | 5,966 | 15,000 | 15,000 | 15,000 | - | 0.00 |
| Sewage Treatment - Contracts | SS8130.46 | 6,095 | - | - | - | - | 1,219.00 | - | - | - | - | - | - | - | ***** |
| Sewage Treatment - Engineering | SS8130.461 | 12,279 | 18,228 | 23,329 | 22,302 | 25,983 | 20,424.10 | 18,500 | 63,500 | 51,915 | 80,000 | 80,000 | 80,000 | 61,500 | 332.43 |
| Sewage Treatment - LED Upgrades | SS8130.462 | 33,712 | - | 21,905 | - | - | 11,123.31 | - | - | - | - | - | - | - | ***** |
| Sewage Treat-Security Fencing Upgrades | SS8130.463 | 13,849 | - | - | 18,150 | - | 6,399.80 | - | - | - | - | - | - | - | ***** |
| Sewage Treatment - Asphalt paving | SS8130.464 | - | 33,706 | - | 15,582 | - | 9,857.63 | 55,000 | 55,000 | - | - | - | - | (55,000) | -100.00 |
| Sewage Treatment - UV O & M | SS8130.47 | 10,586 | 519 | 25,051 | 23,737 | 19,517 | 15,881.85 | 15,000 | 15,000 | 4,350 | 15,000 | 15,000 | 15,000 | - | 0.00 |
| Sewage Treatment - Testing | SS8130.48 | 15,763 | 13,738 | 15,572 | 15,199 | 21,664 | 16,387.12 | 22,000 | 22,000 | 11,923 | 25,000 | 25,000 | 25,000 | 3,000 | 13.64 |
| Sewage Treatment - Insurance | SS8130.49 | 33,949 | 35,660 | 35,743 | 39,537 | 44,554 | 37,888.57 | 46,000 | 46,000 | 22,962 | 46,000 | 50,600 | 50,600 | 4,600 | 10.00 |

2026
TOWN OF FARMINGTON
SEWER DISTRICT FUND

| ACCOUNT | ACCOUNT CODE | 2020 | 2021 | 2022 | 2023 | 2024 | 5 year avg | 2025 Budget | MODIFIED BUDGET 2025 | ACTUAL JUNE 30TH 2025 | TENTATIVE BUDGET 2026 | PRELIMINARY BUDGET 2026 | ADOPTED BUDGET 2026 | CHANGE FROM 2025 | % CHANGE FROM 2025 |
|---------------------------------------|--------------|------------------|------------------|------------------|------------------|------------------|------------|------------------|----------------------|-----------------------|-----------------------|-------------------------|---------------------|------------------|--------------------|
| NYS Retirement | SS9010.8 | 88,461 | 97,628 | 64,380 | 62,845 | 73,958 | 77,454.28 | 67,750 | 67,750 | 19,118 | 67,750 | 81,255 | 81,255 | 13,505 | 19.93 |
| Social Security | SS9030.8 | 42,807 | 40,680 | 42,391 | 41,006 | 42,662 | 41,909.17 | 67,242 | 67,242 | 22,670 | 65,795 | 61,710 | 61,710 | (5,532) | -8.23 |
| Workers Comp | SS9040.8 | 24,532 | 23,374 | 23,816 | 23,541 | 21,772 | 23,407.07 | 17,593 | 17,593 | 17,593 | 12,945 | 12,945 | 12,945 | (4,648) | -26.42 |
| Unemployment Ins | SS9050.8 | | | | 289 | - | 57.74 | 1,000 | 1,000 | - | 1,000 | 1,000 | 1,000 | - | 0.00 |
| Disability Ins | SS9055.8 | 1,147 | 701 | 744 | 816 | 559 | 793.43 | 1,500 | 1,500 | 668 | 1,500 | 1,500 | 1,500 | - | 0.00 |
| Health Ins | SS9060.8 | 134,045 | 126,296 | 135,415 | 146,012 | 145,166 | 137,386.72 | 205,101 | 205,101 | 99,194 | 232,525 | 232,525 | 232,525 | 27,424 | 13.37 |
| Bonds - HX Sewer Exp - Princ 12M | SS9710.6HX | 730,000 | 755,000 | 770,000 | 785,000 | 810,000 | 770,000.00 | 830,000 | 830,000 | - | 845,000 | 845,000 | 845,000 | 15,000 | 1.81 |
| Bonds - HX Sewer Exp - Int 12M | SS9710.7HX | 120,270 | 99,937 | 89,261 | 78,066 | 66,342 | 90,775.38 | 54,136 | 54,135 | 27,068 | 41,332 | 41,332 | 41,332 | (12,804) | -23.65 |
| Bonds - EFC I & I Project - Principal | SS9710.6I&I | 50,000 | 50,000 | 50,000 | 50,000 | 50,000 | 50,000.00 | 50,000 | 50,000 | - | 55,000 | 55,000 | 55,000 | 5,000 | 10.00 |
| Bonds - EFC I & I Project - Interest | SS9710.7I&I | 16,377 | 15,954 | 15,471 | 14,935 | 12,939 | 15,134.99 | 13,744 | 13,744 | 5,995 | 10,614 | 10,614 | 10,614 | (3,130) | -22.77 |
| BAN -Principal | SS9730.6 | | | | | | | - | - | - | - | - | - | - | |
| BAN - Interest | SS9730.7 | | | | | | | - | - | - | - | - | - | - | ***** |
| Municipal Lease-Principal | SS9785.6 | 52,004 | | | 3,860 | 3,938 | 11,960.31 | - | - | - | - | - | - | - | ***** |
| Municipal Lease-Interest | SS9785.7 | 2,253 | | | 231 | 154 | 527.69 | - | - | - | - | - | - | - | ***** |
| Interfund Transfers | SS9901.9 | | | | | | | - | - | - | - | - | - | - | ***** |
| Transfer to Building Reserve | SS0962.4 | 100,000 | 125,000 | 150,000 | 150,000 | 150,000 | 135,000.00 | 100,000 | | | 100,000 | 100,000 | 100,000 | - | 0.00 |
| Transfer to Equipment Reserve | SS0962.41 | | | | | | | - | - | - | - | - | - | - | ***** |
| Transfer to Sewer Line Reserve | SS0962.42 | | | | 50,000 | 50,000 | 20,000.00 | 25,000 | | | - | - | - | (25,000) | -100.00 |
| Transfers to Cap Projects | SS9950.9 | | | | | | | - | | | 600,000 | 600,000 | 600,000 | 600,000 | ***** |
| Appropriation Totals | | 3,570,653 | 3,564,562 | 4,356,942 | 3,604,034 | 4,357,005 | | 5,034,962 | 4,966,792 | 1,574,850 | 5,317,028 | 5,276,320 | 5,276,320 | 241,358 | 4.79 |

Victor 2,380,215.0
Farmington 2,896,105.0

5,276,320.0

2026
TOWN OF FARMINGTON
SEWER DISTRICT FUND

| ACCOUNT | ACCOUNT CODE | 2020 | 2021 | 2022 | 2023 | 2024 | 5 year avg | 2025 Budget | MODIFIED BUDGET 2025 | ACTUAL JUNE 30TH 2025 | TENTATIVE BUDGET 2026 | PRELIMINARY BUDGET 2026 | ADOPTED BUDGET 2026 | CHANGE FROM 2025 | % CHANGE FROM 2025 |
|------------------------------------|--------------|------------------|------------------|------------------|------------------|------------------|------------|------------------|----------------------|-----------------------|-----------------------|-------------------------|---------------------|------------------|--------------------|
| Revenues | | | | | | | | | | | | | | | |
| Sewer Rents | SS2120 | 2,033,131 | 2,065,185 | 2,170,224 | 2,217,616 | 2,251,154 | 2,147,462 | 2,345,152 | 2,345,152 | 987,877 | 2,397,912 | 2,397,912 | 2,397,912 | 52,760 | 2.2497 |
| Sewer Rents - Victor | SS2120V | 1,679,087 | 1,689,072 | 1,756,905 | 1,803,524 | 1,821,707 | 1,750,059 | 1,879,322 | 1,879,322 | 797,694 | 1,901,106 | 1,901,106 | 1,901,106 | 21,784 | 1.1591 |
| Sewer Hook Up Chrgs | SS2122 | 239,400 | 319,200 | 159,600 | 163,400 | 106,400 | 197,600 | 83,600 | 83,600 | 49,400 | 167,200 | 167,200 | 167,200 | 83,600 | 100.0000 |
| Sewer Hook Up - Victor | SS2122V | 52,725 | 38,950 | 188,100 | 81,700 | 85,500 | 89,395 | 45,600 | 45,600 | 66,500 | 57,000 | 57,000 | 57,000 | 11,400 | 25.0000 |
| Interest & Penalties | SS2128 | 22,422 | 42,685 | 54,559 | 17,672 | 17,110 | 30,890 | 17,000 | 17,000 | 7,244 | 15,000 | 15,000 | 15,000 | (2,000) | -11.7647 |
| Interest & Penalties - Victor | SS2128V | 23,209 | 48,499 | 43,151 | 21,815 | 17,183 | 30,771 | 19,000 | 19,000 | 6,543 | 13,000 | 13,000 | 13,000 | (6,000) | -31.5789 |
| NSF Penalties | SS2128NSF | 45 | - | - | - | - | 9 | - | - | 20 | - | - | - | - | ***** |
| NSF Penalties - Victor | SS2128VNSF | 15 | 60 | 20 | 105 | 385 | 117 | - | - | 20 | - | - | - | - | ***** |
| Sewer Services - Other Gove | SS2374 | - | 8,000 | - | 14,010 | 7,219 | 5,846 | - | - | 3,298 | - | - | - | - | ***** |
| Interest & Earnings | SS2401 | 818 | 974 | 1,568 | 6,898 | 12,651 | 4,582 | 7,000 | 7,000 | 12,362 | 17,000 | 17,000 | 17,000 | 10,000 | 142.8571 |
| Interest & Earnings - Building Res | SS2401B | 1,168 | 854 | 6,005 | 25,233 | 42,206 | 15,093 | 35,000 | 35,000 | 19,961 | 36,000 | 36,000 | 36,000 | 1,000 | 2.8571 |
| Interest & Earnings-PS Proj | SS2401HS | 65 | - | - | - | - | 13 | - | 0 | - | - | - | - | - | ***** |
| Interest & Earnings - UV Proj | SS2401HU | - | - | - | - | - | - | - | - | - | - | - | - | - | ***** |
| Interest - Equipment Reserve | SS2401Q | 2,129 | 1,321 | 7,296 | 25,082 | 36,301 | 14,426 | 35,000 | 35,000 | 15,725 | 23,000 | 23,000 | 23,000 | (12,000) | -34.2857 |
| Interest-Sewer Line Reserve | SS2401R | - | 409 | 3,345 | 13,255 | 21,080 | 7,618 | 15,000 | 15,000 | 9,691 | 16,700 | 16,700 | 16,700 | 1,700 | 11.3333 |
| Interest - Victor | SS2401V | 827 | 783 | 1,159 | 4,430 | 7,649 | 2,970 | 5,000 | 5,000 | 7,478 | 11,000 | 11,000 | 11,000 | 6,000 | 120.0000 |
| Rental of Real Property | SS2410 | - | - | - | - | - | - | - | - | 500 | 4,200 | 4,200 | 4,200 | 4,200 | ***** |
| Permits | SS2590 | 600 | 600 | - | - | - | 240 | - | - | 100 | 100 | 100 | 100 | 100 | ***** |
| Permits-Victor | SS2590V | 300 | - | - | - | - | 60 | - | - | - | - | - | - | - | ***** |
| Sale of Scrap | SS2650 | - | - | 753 | 287 | 250 | 258 | 300 | 300 | 631 | 500 | 500 | 500 | 200 | 66.6667 |
| Sale of Equipment | SS2665 | 34,100 | 44,750 | 35,250 | 29,200 | 51,113 | 38,883 | 75,000 | 75,000 | 74,234 | 60,000 | 60,000 | 60,000 | (15,000) | -20.0000 |
| Insurance Recoveries | SS2680 | 1,358 | - | - | 991 | 27,471 | 5,964 | - | - | - | - | - | - | - | ***** |
| Misc Revenues | SS2770 | 5,500 | 612 | 3,103 | 481 | 8,078 | 3,555 | - | - | 280 | - | - | - | - | ***** |
| Refund of Prior Years | SS2701 | - | 350 | 5,849 | 171 | 2,233 | 1,721 | - | - | - | - | - | - | - | ***** |
| Other Revenues | SS2779 | - | - | - | - | - | - | - | - | - | - | - | - | - | ***** |
| Interfund Revenue | SS2801 | - | - | - | - | - | - | - | - | - | - | - | - | - | ***** |
| State Aid | SS3902 | - | - | - | - | - | - | - | - | - | - | - | - | - | ***** |
| Appropriated Reserve | SS511 | - | - | - | - | - | - | 50,000 | - | - | - | - | - | (50,000) | -100.0000 |
| App. Fund Balance | SS599 | - | - | - | - | - | - | 422,988 | - | - | 597,310 | 556,602 | 556,602 | 133,614 | 31.5881 |
| State Aid | SS3960 | - | - | - | - | - | - | - | - | - | - | - | - | - | ***** |
| Federal Aid | SS4960 | - | - | - | - | - | - | - | - | - | - | - | - | - | ***** |
| Interfund Transfer | SS5031 | 1,665 | - | - | - | - | 333 | - | - | - | - | - | - | - | ***** |
| Interfund Transfer - VLT | SS5031VLT | - | - | - | - | - | - | - | - | - | - | - | - | - | ***** |
| Revenue Totals: | | 4,098,564 | 4,262,303 | 4,436,888 | 4,425,870 | 4,515,690 | | 5,034,962 | 4,561,974 | 2,059,557 | 5,317,028 | 5,276,320 | 5,276,320 | 241,358 | 4.79 |

victor 2,041,856
farmington 2,677,862

Fund Bal 556,602
victor 338,359.0
farmington 218,243.0

**2026 BUDGET FOR THE TOWN OF FARMINGTON
CDGA-FARM WATER FUND**

| ACCOUNT | ACCOUNT CODE | 2020 | 2021 | 2022 | 2023 | 2024 | 5 YEAR AVG | 2025 BUDGET | MODIFIED BUDGET 2025 | ACTUAL JUNE 30TH 2025 | TENTATIVE BUDGET 2026 | PRELIMINARY BUDGET 2026 | ADOPTED BUDGET 2026 | CHANGE FROM 2025 | % CHANGE FROM |
|---------------------------------|--------------|------------------|------------------|------------------|------------------|------------------|------------------|------------------|----------------------|-----------------------|-----------------------|-------------------------|---------------------|------------------|---------------|
| Taxes & Assessments | SW1-1950.4 | | | | 63818 | 67657.03 | 26,295.01 | 68,000 | 68,000 | - | 68,000 | 68,000 | 68,000 | - | 0.00 |
| Water Admin - PS | SW1-8310.1 | 132,995 | 98,259 | 113,144 | 128,776 | 95,521 | 113,739.13 | 173,543 | 173,543 | 76,156 | 226,801 | 224,419 | 224,419 | 50,876 | 29.32 |
| Water Admin - PS - OT | SW1-8310.12 | 1,684 | 2,195 | 3,135 | 2,193 | 777 | 1,996.99 | 1,000 | 1,000 | 273 | 1,000 | 1,000 | 1,000 | - | 0.00 |
| Water Admin - EQ | SW1-8310.2 | 2,268 | 1,378 | 410 | 1,413 | 1,118 | 1,317.20 | 3,000 | 3,000 | - | 5,000 | 5,000 | 5,000 | 2,000 | 66.67 |
| Water Admin - CE | SW1-8310.4 | 59,247 | 55,709 | 59,972 | 65,810 | 65,880 | 61,323.60 | 75,000 | 75,000 | 31,941 | 75,000 | 75,000 | 75,000 | - | 0.00 |
| Source of Supply | SW1-8320.4 | 1,375,109 | 1,282,500 | 1,604,585 | 1,706,924 | 1,775,140 | 1,548,851.61 | 2,053,000 | 2,053,000 | 433,395 | 2,155,000 | 2,155,000 | 2,155,000 | 102,000 | 4.97 |
| Trans & Dist - PS | SW1-8340.1 | 320,323 | 310,267 | 355,168 | 426,774 | 346,566 | 351,819.59 | 429,824 | 429,824 | 165,628 | 474,621 | 448,462 | 448,462 | 18,638 | 4.34 |
| Trans & Dist - PS - OT | SW1-8340.12 | 31,666 | 36,103 | 49,940 | 24,963 | 22,507 | 33,035.88 | 28,000 | 28,000 | 15,116 | 32,000 | 32,000 | 32,000 | 4,000 | 14.29 |
| Trans & Dist - PS -Stipends | SW1-8340.13 | 1,250 | 625 | 625 | 1,094 | 1,250 | 968.75 | 1,500 | 1,500 | 625 | 2,000 | 2,000 | 2,000 | 500 | 33.33 |
| Trans & Dist - EQ | SW1-8340.2 | 145,278 | 90,394 | 172,356 | 97,585 | 230,642 | 147,251.06 | 320,000 | 320,000 | 279,641 | 175,000 | 158,000 | 158,000 | (162,000) | -50.63 |
| Trans & Dist - Minor Equipment | SW1-8340.20 | 9,940 | 2,759 | 4,867 | 4,712 | 12,570 | 6,969.51 | 5,000 | 5,000 | 1,634 | 7,000 | 70,000 | 70,000 | 65,000 | 1300.00 |
| Trans & Dist -Waterline | SW1-8340.25 | 39,611 | | | | | 7,922.15 | - | - | - | - | - | - | - | ***** |
| Tran & Dist - CTY RD 8 | SW1-8340.26 | | | 600 | 330 | | 186.00 | - | - | - | - | - | - | - | ***** |
| Trans & Dist - Imp -RT 332 & 96 | SW1-8340.27 | | 19,124 | | | | 3,824.80 | - | - | - | - | - | - | - | ***** |
| Trans&Dist-Meter Pit 8 | SW1-8340.282 | | | | | | - | - | - | - | - | - | - | - | ***** |
| Trans & Dist - Imp-TL Rd | SW1-8340.29 | 147,585 | | | | | 29,517.01 | - | - | - | - | - | - | - | ***** |
| Trans & Dist - CE | SW1-8340.4 | 112,467 | 177,961 | 238,986 | 177,385 | 171,159 | 175,591.50 | 200,000 | 200,000 | 90,739 | 260,000 | 260,000 | 260,000 | 60,000 | 30.00 |
| Trans & Dist - CE - Meters | SW1-8340.41 | 67,517 | 44,195 | 32,689 | 170,217 | 258,063 | 114,535.92 | 200,000 | 200,000 | 147,921 | 215,000 | 215,000 | 215,000 | 15,000 | 7.50 |
| Trans & Dist - Utilities | SW1-8340.41U | 12,679 | 13,628 | 16,352 | 15,438 | 19,878 | 15,595.10 | 20,000 | 20,000 | 12,312 | 30,000 | 30,000 | 30,000 | 10,000 | 50.00 |
| Trans & Dist - PRV Contractual | SW1-8340.42 | 57,896 | 6,414 | 16,004 | 19,184 | 633 | 20,026.16 | 38,000 | 38,000 | 18,691 | 25,000 | 20,000 | 20,000 | (18,000) | -47.37 |
| Trans & Dist - Testing | SW1-8340.43 | 8,325 | 10,333 | 10,430 | 13,508 | 15,495 | 11,618.24 | 30,000 | 30,000 | 6,600 | 20,000 | 20,000 | 20,000 | (10,000) | -33.33 |
| Trans & Dist - Fuels | SW1-8340.44 | 14,724 | 27,498 | 35,776 | 30,041 | 22,855 | 26,178.71 | 27,000 | 27,000 | 10,350 | 24,000 | 24,000 | 24,000 | (3,000) | -11.11 |
| Trans & Dist - Fuels surcharge | SW1-8340.445 | 595 | 702 | 603 | 582 | 464 | 589.06 | 700 | 700 | - | 700 | 700 | 700 | - | 0.00 |
| Trans & Dist - Uniforms | SW1-8340.46 | 1,976 | 1,970 | 2,032 | 3,507 | 2,386 | 2,374.02 | 3,000 | 3,000 | 2,908 | 4,000 | 4,000 | 4,000 | 1,000 | 33.33 |
| Engineering | SW1-8340.47 | 22,223 | 44,041 | 72,139 | 58,116 | 54,233 | 50,150.22 | 60,000 | 60,000 | 10,079 | 60,000 | 60,000 | 60,000 | - | 0.00 |
| Insurance | SW1-8340.48 | 30,000 | 29,276 | 28,528 | 31,479 | 33,447 | 30,546.06 | 40,000 | 40,000 | 14,237 | 40,000 | 44,000 | 44,000 | 4,000 | 10.00 |
| Legal | SW1-8340.49 | 6,178 | 1,660 | 320 | - | - | 1,631.59 | 1,000 | 1,000 | - | 1,000 | 1,000 | 1,000 | - | 0.00 |
| NYS Retirement | SW1-9010.8 | 43,769 | 48,207 | 44,289 | 51,515 | 60,559 | 49,667.81 | 78,200 | 78,200 | 15,642 | 78,200 | 81,255 | 81,255 | 3,055 | 3.91 |
| Social Security | SW1-9030.8 | 37,547 | 34,285 | 40,228 | 44,720 | 35,756 | 38,507.31 | 49,065 | 49,065 | 19,759 | 54,000 | 54,679 | 54,679 | 5,614 | 11.44 |
| Workers Comp | SW1-9040.8 | 18,691 | 23,510 | 22,493 | 22,233 | 20,562 | 21,497.84 | 12,706 | 12,706 | 12,706 | 10,518 | 10,518 | 10,518 | (2,188) | -17.22 |
| Unemployment Ins | SW1-9050.8 | | | | 289 | - | 57.74 | 500 | 500 | - | 500 | 500 | 500 | - | 0.00 |
| Disability Ins | SW1-9055.8 | 765 | 467 | 703 | 544 | 839 | 663.50 | 1,000 | 1,000 | 446 | 1,000 | 1,000 | 1,000 | - | 0.00 |
| Health Ins | SW1-9060.8 | 129,122 | 120,510 | 131,750 | 141,962 | 140,120 | 132,692.67 | 195,466 | 195,466 | 93,004 | 218,500 | 218,500 | 218,500 | 23,034 | 11.78 |
| Ban-Principal | SW1-9730.6 | | | | | | - | 290,600 | 290,600 | - | 290,600 | 200,600 | 200,600 | (90,000) | -30.97 |
| Ban-Interest | SW1-9730.7 | | | | | | - | 359,507 | 359,507 | - | 359,507 | 300,000 | 300,000 | (59,507) | -16.55 |
| Bonds - Principal | SW1-9710.6 | 9,696 | 9,696 | 9,696 | 9,696 | 9,688 | 9,694.40 | - | - | - | - | 210,000 | 210,000 | 210,000 | ***** |
| Bonds - Interest | SW1-9710.7 | 2,836 | 2,268 | 1,701 | 1,134 | 567 | 1,701.18 | - | - | - | - | 151,757 | 151,757 | 151,757 | ***** |
| Bonds - Principal - Andrews | SW1-9710.6A | 9,596 | - | - | - | - | 1,919.15 | - | - | - | - | - | - | - | ***** |
| Bonds - Interest - Andrews | SW1-9710.7A | 194 | - | - | - | - | 38.76 | - | - | - | - | - | - | - | ***** |
| Bonds - Principal - Ellsworth | SW1-9710.6EL | 13,500 | 15,000 | 14,500 | 14,500 | 14,500 | 14,400.00 | 17,000 | 17,000 | 17,000 | - | - | - | (17,000) | -100.00 |
| Bonds - Interest - Ellsworth | SW1-9710.7EL | 3,993 | 3,309 | 2,596 | 1,889 | 1,182 | 2,593.99 | 415 | 415 | 414 | - | - | - | (415) | -100.00 |
| Bonds - Principal - Sheldon | SW1-9710.6SH | 11,500 | 10,000 | 10,500 | 10,500 | 10,500 | 10,600.00 | 13,000 | 13,000 | 13,000 | 10,000 | 10,000 | 10,000 | (3,000) | -23.08 |
| Bonds - Interest - Sheldon | SW1-9710.7SH | 3,900 | 3,384 | 2,888 | 2,377 | 1,865 | 2,882.89 | 1,292 | 1,292 | 804 | 732 | 732 | 732 | (560) | -43.34 |
| Bonds - Principal - Emerson | SW1-9710.6EM | 6,000 | 7,000 | 7,000 | 8,000 | 8,000 | 7,200.00 | 9,000 | 9,000 | 9,000 | 9,000 | 9,000 | 9,000 | - | 0.00 |
| Bonds - Interest - Emerson | SW1-9710.7EM | 6,781 | 6,456 | 6,106 | 5,731 | 5,331 | 6,081.25 | 4,907 | 4,907 | 2,566 | 4,451 | 4,451 | 4,451 | (456) | -9.30 |
| Bonds - Principal - Townline | SW1-9710.6TL | 1,000 | 1,000 | 1,000 | 1,000 | 1,000 | 1,000.00 | 1,000 | 1,000 | 1,000 | 2,000 | 2,000 | 2,000 | 1,000 | 100.00 |
| Bonds - Interest - Townline | SW1-9710.7TL | 1,340 | 1,283 | 1,226 | 1,169 | 1,112 | 1,225.50 | 1,055 | 1,055 | 542 | 969 | 969 | 969 | (86) | -8.15 |
| Municipal Lease - Principal | SW1-9785.6 | 52,004 | - | - | 3,860 | 3,938 | 11,960.32 | - | - | - | - | - | - | - | ***** |
| Municipal Lease - Interest | SW1-9785.7 | 2,253 | - | - | 232 | 154 | 527.89 | - | - | - | - | - | - | - | ***** |
| Tran to Water Cap Res | SW1-0962.41 | | | | | | - | - | - | - | - | - | - | - | ***** |
| Tran to Building Res | SW1-0962.42 | 100,000 | 125,000 | 150,000 | 150,000 | 150,000 | 135,000.00 | 100,000 | - | - | 100,000 | 100,000 | 100,000 | - | 0.00 |
| Tran to Mancheser Res | SW1-0962.43 | | | | | | - | 5,000 | - | - | 10,000 | 10,000 | 10,000 | 5,000 | 100.00 |
| Transfer to Cap Funds | SW1-9950.9 | 175,000 | 829,876.00 | 600,000.00 | 1,071,570.00 | 1,826,601.33 | 900,609.47 | 90,000 | 90,000 | - | 465,000 | 465,000 | 465,000 | 375,000 | 416.67 |
| Appropriation Totals | | 3,131,020 | 3,373,243 | 3,715,336 | 4,436,768 | 5,340,515 | 3,973,081 | 5,007,280 | | 1,504,128 | 5,516,099 | 5,748,542 | 5,748,542 | 741,262 | 14.80 |

**2026 BUDGET FOR THE TOWN OF FARMINGTON
CDGA-FARM WATER FUND**

| ACCOUNT | ACCOUNT CODE | 2020 | 2021 | 2022 | 2023 | 2024 | 5 YEAR AVG | 2025 BUDGET | MODIFIED BUDGET 2025 | ACTUAL JUNE 30TH 2025 | TENTATIVE BUDGET 2026 | PRELIMINARY BUDGET 2026 | ADOPTED BUDGET 2026 | CHANGE FROM 2025 | % CHANGE FROM |
|---------------------------------|--------------|------------------|------------------|------------------|------------------|------------------|--------------|------------------|----------------------|-----------------------|-----------------------|-------------------------|---------------------|------------------|---------------|
| Revenues | | | | | | | | | | | | | | | |
| Real Property Tax - Andrews | SW1-1001AN | 15,947 | 6,694 | 7,082 | | | 5,944.60 | - | | | - | | | - | ***** |
| Real Property Tax - Canandaigua | SW1-1001CA | 179,786 | 194,068 | 206,005 | 220,976 | 285,288 | 217,224.60 | 295,089 | 295,089 | 295,089 | 312,765 | 312,765 | 312,765 | 17,676 | 5.99 |
| Real Property Tax - Ellsworth | SW1-1001EL | 25,118 | 26,501 | 25,698 | 24,303 | 26,901 | 25,704.20 | 27,725 | 27,725 | 27,725 | - | - | - | (27,725) | -100.00 |
| Real Property Tax - Emerson | SW1-1001EM | 17,538 | 18,016 | 17,925 | 18,547 | 19,614 | 18,328.00 | 19,630 | 19,630 | 19,630 | 19,339 | 19,339 | 19,339 | (291) | -1.48 |
| Real Property Tax - Farmington | SW1-1001FA | 689,613 | 758,923 | 884,987 | 912,383 | 1,172,019 | 883,584.97 | 1,272,361 | 1,272,361 | 1,272,361 | 1,531,011 | 1,531,011 | 1,531,011 | 258,650 | 20.33 |
| Real Property Tax - Fox | SW1-1001FO | 20,469 | 20,530 | 17,475 | 20,072 | 13,927 | 18,494.60 | - | - | - | - | - | - | - | ***** |
| Real Property Tax - Hopewell | SW1-1001HO | 3,799 | 3,953 | 3,941 | 3,825 | 3,986 | 3,900.80 | 4,051 | 4,051 | 4,051 | 4,812 | 4,812 | 4,812 | 761 | 18.79 |
| Real Property Tax - Sheldon | SW1-1001SH | 19,806 | 18,114 | 18,417 | 18,042 | 18,996 | 18,675.00 | 19,773 | 19,773 | 19,773 | 18,252 | 18,252 | 18,252 | (1,521) | -7.69 |
| Metred Sales | SW1-2140 | 2,034,097 | 2,394,378 | 2,648,727 | 2,708,346 | 2,974,243 | 2,551,958.03 | 2,950,000 | 2,950,000 | 1,346,234 | 3,200,000 | 3,334,438 | 3,334,438 | 384,438 | 13.03 |
| Service Charges | SW1-2144 | 125,100 | 136,610 | 73,700 | 87,900 | 55,319 | 95,725.74 | 83,600 | 83,600 | 38,700 | 190,000 | 190,000 | 190,000 | 106,400 | 127.27 |
| Interest & Penalties | SW1-2148 | 18,648 | 29,543 | 65,811 | 33,556 | 24,906 | 34,493.02 | 25,000 | 25,000 | 15,260 | 30,000 | 30,000 | 30,000 | 5,000 | 20.00 |
| NSF Penalties | SW1-2148NSF | 60 | 45 | 120 | 240 | 345 | 162.00 | - | - | 80 | - | - | - | - | ***** |
| Other Home & Comm Income | SW1-2189 | 14,415 | 8,852 | 8,751 | 13,019 | 9,164 | 10,840.10 | 10,000 | 10,000 | 5,065 | 10,000 | 10,000 | 10,000 | - | 0.00 |
| Other Home & Comm Income Man | SW1-2189M | | | | | | | - | - | - | - | - | - | - | ***** |
| Water Services Other Gov | SW1-2378 | 55,420 | | | | | 11,084.04 | - | - | - | - | - | - | - | ***** |
| Interest & Earnings | SW1-2401 | 1,049 | 1,215 | 3,338 | 9,137 | 9,535 | 4,854.94 | 9,500 | 9,500 | 12,512 | 22,000 | 22,000 | 22,000 | 12,500 | 131.58 |
| Interest & Earnings - Bldg Res | SW1-2401B | 1,168 | 854 | 6,005 | 25,233 | 42,206 | 15,093.16 | 30,000 | 30,000 | 19,961 | 36,000 | 36,000 | 36,000 | 6,000 | 20.00 |
| Interest - Reserve | SW1-2401R | 3,295 | 123 | 1,155 | 7,952 | 14,649 | 5,434.95 | 14,000 | 14,000 | 6,346 | 12,000 | 12,000 | 12,000 | (2,000) | -14.29 |
| Interest - Andrews | SW1-2401AN | 1 | - | - | | | 0.18 | - | - | - | - | - | - | - | ***** |
| Interest - Ellsworth | SW1-2401EL | 3 | 3 | 2 | 2 | 2 | 2.49 | 3 | 3 | 2 | - | - | - | (3) | -100.00 |
| Interest - Emerson | SW1-2401EM | 2 | 3 | 3 | 3 | 3 | 2.80 | 3 | 3 | 2 | - | - | - | (3) | -100.00 |
| Interest - Fox | SW1-2401FO | 7 | 7 | 5 | 6 | 3 | 5.59 | - | - | - | - | - | - | - | ***** |
| Interest - Cranberry | SW1-2401HC | | | | | 880 | 175.97 | - | - | 845 | - | - | - | - | ***** |
| Interest - Mert Waterline | SW1-2401HG | 173 | 116 | - | 131 | 30 | 89.91 | 7 | 7 | 14 | 20 | 20 | 20 | 13 | 185.71 |
| Interest-RT 332 & 96 | SW1-2401HH | | 3 | 594 | 125 | 182 | 180.66 | - | - | 322 | - | - | - | - | ***** |
| Interest - Manchester Res | SW1-2401IM | 72 | 71 | 50 | 823 | 1,673 | 537.66 | 1,600 | 1,600 | 725 | 1,900 | 1,900 | 1,900 | 300 | 18.75 |
| Interest - Sheldon | SW1-2401SH | 3 | 2 | 2 | 3 | 3 | 2.53 | 3 | 3 | 2 | - | - | - | (3) | -100.00 |
| Interest - North Rd Cap Proj | SW1-2401HN | 75 | 0 | 204 | 982 | 372 | 326.75 | - | - | 167 | - | - | - | - | ***** |
| Interest - Mertensia | SW1-2401HV | | | | 198 | 652 | 170.06 | - | - | 109 | - | - | - | - | ***** |
| Interest - Water Tower Cap | SW1-2401HW | 607 | 410 | 484 | 1,502 | 5,643 | 1,729.08 | 1,800 | 1,800 | 1,916 | - | - | - | (1,800) | -100.00 |
| Interest - RT 332/COLLETT | SW1-2401HY | | | | 226 | 915 | 228.16 | - | - | 235 | - | - | - | - | ***** |
| Interest - Tower Rent | SW1-2401TR | 310 | 320 | 583 | 1,316 | 5,594 | 1,624.54 | 1,400 | 1,400 | 12,479 | 24,000 | 24,000 | 24,000 | 22,600 | 1614.29 |
| | SW1-2410 | | | | | | | | | 500 | 4,200 | 4,200 | 4,200 | 4,200 | ***** |
| Rental - Tower Rental | SW1-2410TR | 53,216 | 34,665 | 31,864 | 34,851 | 34,952 | 37,909.31 | 40,000 | 40,000 | 17,524 | 35,000 | 35,000 | 35,000 | (5,000) | -12.50 |
| Sale of Scrap | SW1-2650 | 1,517 | 3,995 | 948 | 3,287 | 2,252 | 2,399.68 | 4,000 | 4,000 | 5,971 | 3,500 | 3,500 | 3,500 | (500) | -12.50 |
| Sale of Equipment | SW1-2665 | 34,101 | 44,750 | 35,250 | 29,200 | 51,113 | 38,882.60 | 75,000 | 75,000 | 60,737 | 60,000 | 60,000 | 60,000 | (15,000) | -20.00 |
| Insurance Recoveries | SW1-2680 | | | 4,275 | 26,980 | 27,471 | 11,745.30 | - | - | - | - | - | - | - | ***** |
| Refund of Prior Years | SW1-2701 | | 350 | 356 | 171 | 255 | 226.51 | - | - | 169 | - | - | - | - | ***** |
| Misc Revenue | SW1-2770 | 1,944 | 4,008 | 7,997 | 3,793 | 3,517 | 4,251.52 | - | - | 2,375 | - | - | - | - | ***** |
| App. Fund Balance | SW1-599 | | | | | | | 122,735 | 122,735 | | 1,300 | 99,305 | 99,305 | (23,430) | -19.09 |
| App Cap Equip Reserve | SW1-511 | | | | | | | | | | | | | | ***** |
| Interfund Transfers | SW1-5031 | | | | | 502,144 | 100,428.76 | - | - | - | - | - | - | - | ***** |
| Interfund Transfers | SW1-5031VLT | | | | | | | | | | | | | | ***** |
| Revenue Totals: | | 3,317,356 | 3,707,121 | 4,071,754 | 4,207,131 | 5,308,752 | | 5,007,280 | 5,007,240 | 3,186,877 | 5,516,099 | 5,748,542 | 5,748,542 | 741,262 | 14.80 |

**2026 BUDGET FOR THE TOWN OF FARMINGTON
FIRE PROTECTION FUND**

| ACCOUNT | ACCOUNT CODE | 2020 | 2021 | 2022 | 2023 | 2024 | 5 YR AVE | ADOPTED BUDGET 2025 | ACTUAL JUNE 30TH 2025 | TENTATIVE BUDGET 2026 | PRELIMINARY BUDGET 2026 | ADOPTED BUDGET 2026 | CHANGE FROM 2025 | % CHANGE FROM 2025 |
|-----------------------------|--------------|---------|---------|---------|---------|---------|------------|------------------------|--------------------------|--------------------------|----------------------------|------------------------|---------------------|-----------------------------|
| Appropriations | | | | | | | | | | | | | | |
| Fire Contractual | SF3410.4 | 612,850 | 625,108 | 650,110 | 720,809 | 752,499 | 672,275.29 | 880,976 | 581,138 | 1,100,000 | 1,100,000 | 1,100,000 | 219,024 | 24.8615 |
| Appropriation Totals | | 612,850 | 625,108 | 650,110 | 720,809 | 752,499 | | 880,976 | 581,138 | 1,100,000 | 1,100,000 | 1,100,000 | 219,024 | 25 |
| Revenues | | | | | | | | | | | | | | |
| Real Property Tax | SF1001 | 612,850 | 625,107 | 650,009 | 675,910 | 752,499 | 663,274.99 | 880,419 | 880,419 | 1,100,000 | 1,100,000 | 1,100,000 | 219,581 | 24.9405 |
| Interest & Earnings | SF2401 | 149 | 131 | 160 | 566 | 627 | 326.46 | | 580 | | | | - | ***** |
| Interfund Transfer | SF5031 | | | | 45,000 | - | | | - | | | | - | ***** |
| Fund Balance | SF599 | | | | | | - | 557 | | | | | (557) | -100 |
| Revenue Totals: | | 612,999 | 625,238 | 650,169 | 721,476 | 753,126 | | 880,976 | 880,999 | 1,100,000 | 1,100,000 | 1,100,000 | 219,024 | 24.8615 |

**2026 BUDGET FOR THE TOWN OF FARMINGTON
DOE HAVEN LIGHTING FUND**

| ACCOUNT | ACCOUNT CODE | 2020 | 2021 | 2022 | 2023 | 2024 | 5 YR AVE | ADOPTED BUDGET 2025 | ACTUAL JUNE 30TH 2025 | TENTATIVE | ADOPTED | CHANGE FROM 2025 | % CHANGE FROM 2025 | |
|-----------------------------|---------------------|-------|-------|-------|-------|-------|----------|------------------------|--------------------------|-------------|----------------------------|---------------------|-----------------------|-------------|
| | | | | | | | | | | BUDGET 2026 | PRELIMINARY BUDGET 2026 | | | BUDGET 2026 |
| Appropriations | | | | | | | | | | | | | | |
| Street Lighting - CE | SL1-5182.41 | 1,684 | 1,096 | 699 | 472 | 743 | 938.64 | 600 | 331 | 750 | 750 | 750 | 150 | 25 |
| Debt expense | <u>SL1-5182.415</u> | | | | | | | 616 | 463 | 618 | 618 | 618 | 2 | 0.3246753 |
| Appropriation Totals | | 1,684 | 1,096 | 699 | 472 | 743 | | 1,216 | 331 | 1,368 | 1,368 | 1,368 | 152 | 12.5 |
| Revenues | | | | | | | | | | | | | | |
| Real Property Tax | SL1-1001A | 1,300 | 1,300 | 2,100 | 2,100 | 1,000 | 1,560.00 | 1,116 | 1,116 | 1,168 | 1,168 | 1,168 | 52 | 4.6594982 |
| Interest & Earnings | SL1-2401DO | 2 | 2 | 2 | 3 | 3 | 2.38 | | 2 | | | | - | ***** |
| Refund of Prior Year Exp | SL1-2701DO | | | | | | - | | - | | | | - | ***** |
| Fund Balance | SL1-599 | | | | | | - | 100 | | 200 | 200 | 200 | 100 | 100 |
| Revenue Totals: | | 1,302 | 1,302 | 2,102 | 2,103 | 1,003 | | 1,216 | 1,118 | 1,368 | 1,368 | 1,368 | 152 | 12.5 |

2026 BUDGET FOR THE TOWN OF FARMINGTON
HOOK RD LIGHTING FUND

| ACCOUNT | ACCOUNT CODE | 2020 | 2021 | 2022 | 2023 | 2024 5 YR AVE | ADOPTED BUDGET 2025 | ACTUAL JUNE 30TH 2025 | TENTATIVE BUDGET 2026 | PRELIMINARY BUDGET 2026 | ADOPTED BUDGET 2026 | CHANGE FROM 2025 | % CHANGE FROM 2025 | |
|-----------------------------|--------------|--------------|--------------|--------------|--------------|---------------|---------------------|-----------------------|-----------------------|-------------------------|---------------------|------------------|--------------------|----------------|
| Appropriations | | | | | | | | | | | | | | |
| Street Lighting - CE | SL1-5182.42 | 4,228 | 3,187 | 2,570 | 1,873 | 2,027 | 2,777.00 | 1,950 | 1,031 | 2,200 | 2,200 | 2,200 | 250 | 12.8205 |
| Debt expense | SL1-5182.425 | | | | | | | 4,837 | 3,640 | 4,853 | 4,853 | 4,853 | 16 | 0.33078 |
| Appropriation Totals | | 4,228 | 3,187 | 2,570 | 1,873 | 2,027 | | 6,787 | 1,031 | 7,053 | 7,053 | 7,053 | 266 | 3.91926 |
| Revenues | | | | | | | | | | | | | | |
| Real Property Tax | SL1-1001C | 4,400 | 4,400 | 5,100 | 5,100 | 6,200 | 5,040.00 | 6,187 | 6,187 | 6,053 | 6,053 | 6,053 | (134) | -2.1658 |
| Interest & Earnings | SL1-2401HO | 2 | 2 | 3 | 5 | 6 | 3.45 | | 2.77 | 1,000 | 1,000 | - | - | ***** |
| Refund of Prior Year Exp | SL1-2701HO | | | | | | - | | | | | | - | ***** |
| Fund Balance | SL1-599 | | | | | | - | 600 | | | | 1,000 | 400 | 66.6667 |
| Revenue Totals: | | 4,402 | 4,402 | 5,103 | 5,105 | 6,206 | | 6,787 | 6,190 | 7,053 | 7,053 | 7,053 | 266 | 3.91926 |

2026
BUDGET FOR THE TOWN OF FARMINGTON
FARMBROOK LIGHTING FUND

| ACCOUNT | ACCOUNT CODE | 2020 | 2021 | 2022 | 2023 | 2024 | 5 YEAR AVE | ADOPTED BUDGET 2025 | ACTUAL JUNE 30TH 2025 | TENTATIVE BUDGET 2026 | PRELIMINARY BUDGET 2026 | ADOPTED BUDGET 2026 | CHANGE FROM 2025 | % CHANGE FROM 2025 |
|-----------------------------|--------------|--------|--------|--------|--------|--------|------------|------------------------|--------------------------|-----------------------------|----------------------------|---------------------------|---------------------|-----------------------------|
| Appropriations | | | | | | | | | | | | | | |
| Street Lighting - CE | SL1-5182.43 | 44,147 | 15,638 | 12,554 | 10,012 | 10,799 | 18,630.08 | 10,606 | 6,500 | 13,000 | 13,000 | 13,000 | 2,394 | 22.5721 |
| Repairs | SL1-5182.431 | | 1,413 | | | 5,398 | 1,362.30 | - | 13,685 | | | | - | ***** |
| Debt expense | SL1-5182.435 | | | | | | | 19,699 | 14,824 | 19,765 | 19,765 | 19,765 | 66 | 0.33504 |
| Appropriation Totals | | 44,147 | 17,051 | 12,554 | 10,012 | 16,198 | | 30,305 | 6,500 | 32,765 | 32,765 | 32,765 | 2,460 | 8.11747 |
| Revenues | | | | | | | | | | | | | | |
| Real Property Tax | SL1-1001D | 57,500 | 57,000 | 57,000 | 53,000 | 25,000 | 49,900.00 | 15,305 | 15,305 | 14,363 | 16,363 | 16,363 | 1,058 | 6.91277 |
| Interest & Earnings | SL1-2401FA | 20 | 31 | 135 | 392 | 401 | 195.78 | | 172.34 | | | | - | ***** |
| Fund Balance | SL1-599 | | | | | | | 15,000 | | 18,402 | 16,402 | 16,402 | 1,402 | 9.34667 |
| Revenue Totals: | | 57,520 | 57,031 | 57,135 | 53,392 | 25,401 | | 30,305 | 15,477 | 32,765 | 32,765 | 32,765 | 2,460 | 8.11747 |

2026 DOE HAVEN III LIGHTING FUND

| ACCOUNT | ACCOUNT CODE | 2020 | 2021 | 2022 | 2023 | 2024 | 5 YEAR AVE | ADOPTED BUDGET 2025 | ACTUAL JUNE 30TH 2025 | TENTATIVE BUDGET 2026 | PRELIMINARY BUDGET 2026 | ADOPTED BUDGET 2026 | CHANGE FROM 2025 | % CHANGE FROM 2025 |
|-----------------------------|---------------------|-------|-------|-------|-------|------|------------|---------------------|-----------------------|-----------------------|-------------------------|---------------------|------------------|--------------------|
| Appropriations | | | | | | | | | | | | | | |
| Street Lighting - CE | SL1-5182.44 | 830 | 540 | 699 | 232 | 366 | 533.21 | 300 | 130 | 325 | 325 | 325 | 25 | 8.33333 |
| Debt expense | <u>SL1-5182.445</u> | | | | | | | 704 | 529 | 706 | 706 | 706 | 2 | 0.28409 |
| Appropriation Totals | | 830 | 540 | 699 | 232 | 366 | | 1,004 | 130 | 1,031 | 1,031 | 1,031 | 27 | 2.68924 |
| Revenues | | | | | | | | | | | | | | |
| Real Property Tax | SL1-1001E | 1,300 | 1,200 | 1,200 | 1,200 | 800 | 1,140.00 | 904 | 904 | 1,031 | 1,031 | 1,031 | 127 | 14.0487 |
| Interest & Earnings | SL1-2401D3 | 1 | 1 | 1 | 2 | 2 | 1.46 | | 1.06 | | | | - | ***** |
| Fund Balance | SL1-599 | | | | | | - | 100 | | | | | (100) | -100 |
| Revenue Totals: | | 1,301 | 1,201 | 1,201 | 1,202 | 802 | | 1,004 | 905 | 1,031 | 1,031 | 1,031 | 27 | 2.68924 |

**2026 BUDGET FOR THE TOWN OF FARMINGTON
PINTAIL CROSSING LIGHTING FUND**

| ACCOUNT | ACCOUNT CODE | 2010 | 2021 | 2022 | 2023 | 2024 5 YEAR AVE | ADOPTED BUDGET 2025 | ACTUAL JUNE 30TH 2025 | TENTATIVE BUDGET 2026 | PRELIMINARY BUDGET 2026 | ADOPTED BUDGET 2026 | CHANGE FROM 2025 | % CHANGE FROM 2025 |
|----------------------------------|--------------|------|------|------|------|-----------------|---------------------|-----------------------|-----------------------|-------------------------|---------------------|------------------|--------------------|
| Appropriations | | | | | | | | | | | | | |
| Street Lighting - CE | SL1-5182.45 | 0 | 0 | 0 | 0 | 35.42 | 7.084 | 200 | 62 | 200 | 200 | 200 | 0 |
| Street Lighting - Connection Fee | SL1-5182.451 | | | 181 | | | | | | | | | ***** |
| Debt expense | SL1-5182.455 | | | | | | | 528 | 397 | 530 | 530 | 530 | 2 0.37879 |
| Appropriation Totals | | | | 181 | - | 35 | | 728 | 62 | 730 | 730 | 730 | 2 0.27473 |
| Revenues | | | | | | | | | | | | | |
| Real Property Tax | SL1-1001V | 1500 | 1500 | 1500 | 800 | 800 | 1220 | 528 | 528 | 630 | 630 | 630 | 102 19.3182 |
| Interest -Pintail Crossing | SL1-2401PI | 1 | 2 | 2 | 2 | 2 | 1.768 | | 1 | | | | - |
| Fund Balance | SL1-599 | 0 | | | | | 0 | 200 | | 100 | 100 | 100 | (100) -50 |
| Revenue Totals: | | | 1502 | 1502 | 802 | 802 | | 728 | 529 | 730 | 730 | 730 | 2 0.27473 |

**2026 BUDGET FOR THE TOWN OF FARMINGTON
PHEASANT CROSSING LIGHTING FUND**

| ACCOUNT | ACCOUNT CODE | 2020 | 2021 | 2022 | 2023 | 2024 | 5 YEAR AVE | ADOPTED BUDGET 2025 | ACTUAL JUNE 30TH 2025 | TENTATIVE BUDGET 2026 | PRELIMINARY BUDGET 2026 | ADOPTED BUDGET 2026 | CHANGE FROM 2025 | % CHANGE FROM 2025 |
|-----------------------------|---------------------|-------|-------|-------|-------|------|------------|---------------------|-----------------------|-----------------------|-------------------------|---------------------|------------------|--------------------|
| Appropriations | | | | | | | | | | | | | | |
| Street Lighting - CE | SL1-5182.46 | 477 | 141 | 121 | 106 | 96 | 188 | 150 | 67 | 150 | 150 | 150 | - | 0 |
| Debt expense | <u>SL1-5182.465</u> | | | | | | | 176 | 132 | 177 | 177 | 177 | 1 | 0.56818 |
| Appropriation Totals | | 477 | 141 | 121 | 106 | 96 | | 326 | 67 | 327 | 327 | 327 | 1 | 0.30675 |
| Revenues | | | | | | | | | | | | | | |
| Real Property Tax | SL1-1001G | 1,100 | 1,000 | 1,000 | 1,000 | 400 | 900 | 326 | 326 | 327 | 327 | 327 | 1 | 0.30675 |
| Interest & Earnings | SL1-2401PC | 1 | 1 | 1 | 2 | 2 | 2 | | 1.15 | | | | - | ***** |
| Fund Balance | SL1-599 | | | | | | | | | | | | - | ***** |
| Revenue Totals: | | 1,101 | 1,001 | 1,001 | 1,002 | 402 | | 326 | 327 | 327 | 327 | 327 | 1 | 0.30675 |

**2026 BUDGET FOR THE TOWN OF FARMINGTON
CALM LAKE LIGHTING FUND**

| ACCOUNT | ACCOUNT CODE | 2020 | 2021 | 2022 | 2023 | 2024 | 5 YEAR AVE | ADOPTED BUDGET 2025 | ACTUAL JUNE 30TH 2025 | TENTATIVE | ADOPTED | | CHANGE FROM 2025 | % CHANGE FROM 2025 |
|-----------------------------|--------------|-------|-------|-------|-------|-------|------------|------------------------|--------------------------|-------------|----------------------------|-------------|---------------------|-----------------------|
| | | | | | | | | | | BUDGET 2026 | PRELIMINARY BUDGET 2026 | BUDGET 2026 | | |
| Appropriations | | | | | | | | | | | | | | |
| Street Lighting - CE | SL1-5182.48 | 3,342 | 1,074 | 895 | 812 | 884 | 1,401 | 900 | 455 | 900 | 900 | 900 | - | 0.000 |
| Debt expense | SL1-5182.485 | | | | | | | 1,320 | 993 | 1,324 | 1,324 | 1,324 | 4 | 0.303 |
| Appropriation Totals | | 3,342 | 1,074 | 895 | 812 | 884 | | 2,220 | 455 | 2,224 | 2,224 | 2,224 | 4 | 0.180 |
| Revenues | | | | | | | | | | | | | | |
| Real Property Tax | SL1-1001I | 4,900 | 4,400 | 4,700 | 4,500 | 3,000 | 4,300 | 2,020 | 2,020 | 1,900 | 1,900 | 1,900 | (120) | -5.94059406 |
| Interest & Earnings | SL1-2401CA | 2 | 3 | 5 | 7 | 8 | 5 | | 3.95 | | | | - | ***** |
| Fund Balance | SL1-599 | | | | | | - | 200 | | 324 | 324 | 324 | 124 | 62 |
| Revenue Totals: | | 4,902 | 4,403 | 4,705 | 4,507 | 3,008 | | 2,220 | 2,024 | 2,224 | 2,224 | 2,224 | 4 | 0.18 |

**2026 BUDGET FOR THE TOWN OF FARMINGTON
FAIRDALE GLEN LIGHTING FUND**

| ACCOUNT | ACCOUNT CODE | 2020 | 2021 | 2022 | 2023 | 2024 | 5 YEAR AVE | ADOPTED BUDGET 2025 | ACTUAL JUNE 30TH 2025 | TENTATIVE | PRELIMINARY BUDGET 2026 | ADOPTED | CHANGE FROM 2025 | % CHANGE FROM 2025 |
|-----------------------------|---------------------|-------|-------|-------|-------|-------|--------------|------------------------|--------------------------|-------------|----------------------------|-------------|---------------------|-----------------------|
| | | | | | | | | | | BUDGET 2026 | | BUDGET 2026 | | |
| Appropriations | | | | | | | | | | | | | | |
| Street Lighting - CE | SL1-5182.50 | 2,649 | 791 | 934 | 1,018 | 1,137 | 1,306 | 1,100 | 584 | 1,150 | 1,150 | 1,150 | 50 | 4.54545455 |
| Debt expense | <u>SL1-5182.505</u> | | | | | | | 1,056 | 794 | 1,059 | 1,059 | 1,059 | 3 | 0.28409091 |
| Appropriation Totals | | 2,649 | 791 | 934 | 1,018 | 1,137 | | 2,156 | 584 | 2,209 | 2,209 | 2,209 | 53 | <u>2.45825603</u> |
| Revenues | | | | | | | | | | | | | | |
| Real Property Tax | SL1-1001K | 3,500 | 3,500 | 3,750 | 3,750 | 2,000 | <u>3,300</u> | 1,956 | 1,956 | 1,909 | 1,909 | 1,909 | (47) | -2.40286299 |
| Interest & Earnings | SL1-2401FG | 2 | 2 | 4 | 6 | 6 | <u>4</u> | | 3.00 | | | | - | ***** |
| Fund Balance | SL1-599 | | | | | | - | 200 | | 300 | 300 | 300 | 100 | 50 |
| Revenue Totals: | | 3,502 | 3,502 | 3,754 | 3,756 | 2,006 | | 2,156 | 1,959 | 2,209 | 2,209 | 2,209 | 53 | 2.45825603 |

**2026 BUDGET FOR THE TOWN OF FARMINGTON
STONEWOOD LIGHTING FUND**

| ACCOUNT | ACCOUNT CODE | 2020 | 2021 | 2022 | 2023 | 2024 | 5 YEAR AVE | ADOPTED BUDGET 2025 | ACTUAL JUNE 30TH 2025 | TENTATIVE BUDGET 2026 | PRELIMINARY BUDGET 2026 | ADOPTED BUDGET 2026 | CHANGE FROM 2025 | % CHANGE FROM 2025 |
|-----------------------------|---------------------|------|------|------|------|------|------------|---------------------|-----------------------|-----------------------|-------------------------|---------------------|------------------|--------------------|
| Appropriations | | | | | | | | | | | | | | |
| Street Lighting - CE | SL1-5182.51 | 148 | 99 | 66 | 48 | 33 | 79 | 50 | 29 | 60 | 60 | 60 | 10 | 20 |
| Debt expense | <u>SL1-5182.515</u> | | | | | | | 88 | 66 | 89 | 89 | 89 | 1 | 1.13636 |
| Appropriation Totals | | 148 | 99 | 66 | 48 | 33 | | 138 | 29 | 149 | 149 | 149 | 11 | 7.97101 |
| Real Property Tax | SL1-1001L | - | - | - | - | - | - | - | - | - | - | - | - | ***** |
| Interest & Earnings | SL1-2401ST | 1 | 1 | 1 | 2 | 2 | 2 | | 0.79 | | | | | ***** |
| Fund Balance | SL1-599 | | | | | | | - | 138 | 149 | 149 | 149 | 11 | 7.97101 |
| Revenue Totals: | | 1 | 1 | 1 | 2 | 2 | | 138 | 1 | 149 | 149 | 149 | 11 | 7.97101 |

**2026 BUDGET FOR THE TOWN OF FARMINGTON
AUBURN MEADOWS LIGHTING FUND**

| ACCOUNT | ACCOUNT CODE | 2020 | 2021 | 2022 | 2023 | 2024 | 5 YEAR AVE | ADOPTED BUDGET 2025 | ACTUAL JUNE 30TH 2025 | TENTATIVE BUDGET 2026 | PRELIMINARY BUDGET 2026 | ADOPTED BUDGET 2026 | CHANGE FROM 2025 | % CHANGE FROM 2025 |
|-----------------------------|--------------|--------------|--------------|--------------|--------------|--------------|--------------|---------------------|-----------------------|-----------------------|-------------------------|---------------------|------------------|--------------------|
| Appropriations | | | | | | | | | | | | | | |
| Street Lighting - CE | SL1-5182.52 | 1,694 | 1,281 | 2,294 | 2,294 | 2,300 | 1,973 | 2,134 | 1,174 | 2,350 | 2,350 | 2,350 | 216 | 10.1218 |
| Pole Connection | SL1-5182.521 | - | 1,592 | - | 2,502 | - | 819 | - | - | - | - | - | - | ***** |
| Pole Replacement | SL1-5182.522 | - | 1,008 | - | - | 1,235 | 449 | 1,250 | 3,942 | 3,000 | 3,000 | 3,000 | 1,750 | 140 |
| Bulb Replacement | SL1-5182.523 | - | 456 | - | - | - | 91 | - | - | - | - | - | - | ***** |
| Debt expense | SL1-5182.525 | - | - | - | - | - | - | 3,254 | 1,739 | 3,975 | 3,975 | 3,975 | 721 | 22.1573 |
| Appropriation Totals | | 1,694 | 4,337 | 2,294 | 4,796 | 3,535 | 1,973 | 6,638 | 6,855 | 9,325 | 9,325 | 9,325 | 2,687 | 40.4791 |
| Revenues | | | | | | | | | | | | | | |
| Real Property Tax | SL1-1001M | 500 | 500 | 1,700 | 2,800 | 4,263 | 1,953 | 6,638 | 6,638 | 9,325 | 9,325 | 9,325 | 2,687 | 40.4791 |
| Interest & Earnings | SL1-2401AU | 4 | 3 | 3 | 3 | 2 | 3 | - | 1 | - | - | - | - | ***** |
| Fund Balance | SL1-599 | - | - | - | - | - | - | - | - | - | - | - | - | ***** |
| Revenue Totals: | | 504 | 503 | 1,703 | 2,803 | 4,265 | 1,956 | 6,638 | 6,639 | 9,325 | 9,325 | 9,325 | 2,687 | 40.4791 |

**2026 BUDGET FOR THE TOWN OF FARMINGTON
BEAVER CREEK LIGHTING FUND**

| ACCOUNT | ACCOUNT CODE | 2020 | 2021 | 2022 | 2023 | 2024 | 5 YEAR AVE | ADOPTED BUDGET 2025 | ACTUAL JUNE 30TH 2025 | TENTATIVE BUDGET 2026 | PRELIMINARY BUDGET 2026 | ADOPTED BUDGET 2026 | CHANGE FROM 2025 | % CHANGE FROM 2025 |
|-----------------------------|---------------------|------|------|------|------|------|------------|------------------------|--------------------------|-----------------------------|----------------------------|---------------------------|---------------------|-----------------------------|
| Appropriations | | | | | | | | | | | | | | |
| Street Lighting - CE | SL1-5182.53 | 267 | 155 | 191 | 212 | 221 | 209 | 210 | 125 | 275 | 275 | 275 | 65 | 30.9524 |
| Debt expense | <u>SL1-5182.535</u> | | | | | | | 352 | 265 | 353 | 353 | 353 | 1 | 0.28409 |
| Appropriation Totals | | 267 | 155 | 191 | 212 | 221 | | 562 | 125 | 628 | 628 | 628 | 66 | 11.7438 |
| Revenues | | | | | | | | | | | | | | |
| Real Property Tax | SL1-1001N | 375 | 350 | 350 | 350 | 350 | 355 | 562 | 562 | 628 | 628 | 628 | 66 | 11.7438 |
| Interest & Earnings | SL1-2401BE | 1 | 1 | 1 | 1 | 1 | 1 | | 1 | | | | - | ***** |
| Fund Balance | SL1-599 | | | | | | | - | - | | | | - | ***** |
| Revenue Totals: | | 376 | 351 | 351 | 351 | 351 | 356 | 562 | 563 | 628 | 628 | 628 | 66 | 11.7438 |

**2026 BUDGET FOR THE TOWN OF FARMINGTON
PHILLIPS LANDING LIGHTING FUND**

| ACCOUNT | ACCOUNT CODE | 2020 | 2021 | 2022 | 2023 | 2024 | 5 YEAR AVE | ADOPTED BUDGET 2025 | ACTUAL JUNE 30TH 2025 | TENTATIVE BUDGET 2026 | PRELIMINARY BUDGET 2026 | ADOPTED BUDGET 2026 | CHANGE FROM 2025 | % CHANGE FROM 2025 |
|-----------------------------|--------------|------------|------------|------------|------------|------------|------------|------------------------|--------------------------|-----------------------------|----------------------------|---------------------------|---------------------|-----------------------------|
| Appropriations | | | | | | | | | | | | | | |
| Street Lighting - CE | SL1-5182.54 | 422 | 224 | 262 | 277 | 275 | 292 | 240 | 180 | 360 | 360 | 360 | 120 | 50 |
| Pole | SL1-5182.542 | | | | | | | | | | | | - | ***** |
| Bulb Replacement | SL1-5182.543 | | | | | | | | | | | | - | ***** |
| Debt expense | SL1-5182.545 | | | | | | | 352 | 265 | 353 | 353 | 353 | 1 | 0.28409 |
| Appropriation Totals | | 422 | 224 | 262 | 277 | 275 | | 592 | 180 | 713 | 713 | 713 | 121 | 20.4392 |
| Revenues | | | | | | | | | | | | | | |
| Real Property Tax | SL1-1001P | 175 | 175 | 275 | 400 | 250 | 342 | 342 | 342 | 313 | 313 | 313 | (29) | -8.4795 |
| Interest & Earnings | SL1-2401PH | 2 | 2 | 2 | 3 | 3 | | | 1 | | | | - | ***** |
| Fund Balance | SL1-599 | | | | | | | 250 | | 400 | 400 | 400 | 150 | 60 |
| Revenue Totals: | | 177 | 177 | 277 | 403 | 253 | 342 | 592 | 343 | 713 | 713 | 713 | 121 | 20.4392 |

**2026 BUDGET FOR THE TOWN OF FARMINGTON
MERCIER LIGHTING FUND**

| ACCOUNT | ACCOUNT CODE | 2020 | 2021 | 2022 | 2023 | 2024 | 5 YEAR AVE | ADOPTED BUDGET 2025 | ACTUAL JUNE 30TH 2025 | TENTATIVE BUDGET 2026 | PRELIMINARY BUDGET 2026 | ADOPTED BUDGET 2026 | CHANGE FROM 2025 | % CHANGE FROM 2025 |
|-----------------------------|--------------|------|------|------|------|------|------------|------------------------|--------------------------|-----------------------------|----------------------------|---------------------------|---------------------|-----------------------------|
| Appropriations | | | | | | | | | | | | | | |
| Street Lighting - CE | SL1-5182.55 | 254 | 283 | 350 | 353 | 379 | 324 | 365 | 258 | 550 | 550 | 550 | 185 | 50.6849 |
| Repairs | SL1-5182.551 | | | | 278 | - | 56 | - | 213 | | | | - | |
| Debt expense | SL1-5182.555 | | | | | - | - | 264 | 199 | 265 | 265 | 265 | 1 | 0.37879 |
| Appropriation Totals | | 254 | 283 | 350 | 631 | 379 | | 629 | 258 | 815 | 815 | 815 | 186 | 29.5707 |
| Revenues | | | | | | | | | | | | | | |
| Real Property Tax | SL1-1001O | 50 | 50 | 300 | 400 | 400 | 240 | 629 | 629 | 815 | 815 | 815 | 186 | 29.5707 |
| Interest & Earnings | SL1-2401ME | 1 | 1 | 1 | 2 | 1 | 1 | | 1 | | | | - | ***** |
| Fund Balance | SL1-599 | | | | | | - | | | | | | - | ***** |
| Revenue Totals: | | 51 | 51 | 301 | 402 | 401 | | 629 | 630 | 815 | 815 | 815 | 186 | 29.5707 |

**2026 BUDGET FOR THE TOWN OF FARMINGTON
FARMINGTON PONDS LIGHTING FUND**

| ACCOUNT | ACCOUNT CODE | 2020 | 2021 | 2022 | 2023 | 2024 | 5 YEAR AVE | ADOPTED BUDGET 2025 | ACTUAL JUNE 30TH 2025 | TENTATIVE BUDGET 2026 | PRELIMINARY BUDGET 2026 | ADOPTED BUDGET 2026 | CHANGE FROM 2025 | % CHANGE FROM 2025 |
|-----------------------------|---------------------|------|------|------|------|------|------------|---------------------|-----------------------|-----------------------|-------------------------|---------------------|------------------|--------------------|
| Appropriations | | | | | | | | | | | | | | |
| Street Lighting - CE | SL1-5182.56 | 95 | 107 | 131 | 132 | 130 | 119 | 250 | 95 | 250 | 250 | 250 | - | 0 |
| Bulb Replacement | <u>SL1-5182.562</u> | | | | | | | | | | | | - | ***** |
| Appropriation Totals | | 95 | 107 | 131 | 132 | 130 | | 250 | 95 | 250 | 250 | 250 | - | 0 |
| Revenues | | | | | | | | | | | | | | |
| Real Property Tax | SL1-1001Q | 100 | 150 | 150 | 300 | 350 | <u>210</u> | 250 | 250 | 250 | 250 | 250 | - | 0 |
| Interest & Earnings | SL1-2401FP | 1 | 1 | 1 | 1 | 1 | <u>1</u> | - | 1 | | | | - | ***** |
| Fund Balance | SL1-599 | | | | | | - | - | | | | | - | ***** |
| Revenue Totals: | | 101 | 151 | 151 | 301 | 351 | | 250 | 251 | 250 | 250 | 250 | - | 0 |

**2026 BUDGET FOR THE TOWN OF FARMINGTON
HICKORY RISE LIGHTING FUND**

| ACCOUNT | ACCOUNT CODE | 2019 | 2020 | 2021 | 2022 | 2023 | 2024 | 5 YEAR AVE | ADOPTED BUDGET 2025 | ACTUAL JUNE 30TH 2025 | TENTATIVE BUDGET 2026 | PRELIMINARY BUDGET 2026 | ADOPTED BUDGET 2026 | CHANGE FROM 2025 | % CHANGE FROM 2025 |
|-----------------------------|--------------|------------|------------|------------|------------|------------|------------|------------|---------------------|-----------------------|-----------------------|-------------------------|---------------------|------------------|--------------------|
| Appropriations | | | | | | | | | | | | | | | |
| Street Lighting - CE | SL1-5182.57 | 363 | 288 | 321 | 311 | 278 | 324 | 377 | 350 | 173 | 375 | 375 | 375 | 25 | 7.14286 |
| Repairs | SL1-5182.571 | | | | | 280 | | | | | | | | - | |
| Debt expense | SL1-5182.575 | | | | | | | | 528 | 397 | 530 | 530 | 530 | 2 | 0.37879 |
| Appropriation Totals | | 363 | 288 | 321 | 311 | 558 | 324 | | 878 | 173 | 905 | 905 | 905 | 27 | 3.07517 |
| Revenues | | | | | | | | | | | | | | | |
| Real Property Tax | SL1-1001R | 400 | 500 | 600 | 600 | 800 | 700 | 720 | 878 | 878 | 905 | 905 | 905 | 27 | 3.07517 |
| Interest & Earnings | SL1-2401HR | 1 | 1 | 1 | 1 | 1 | 1 | 1 | | 1 | | | | - | ***** |
| Fund Balance | SL1-599 | | | | | | | | | | | | | - | ***** |
| Revenue Totals: | | 401 | 501 | 601 | 601 | 801 | 701 | | 878 | 879 | 905 | 905 | 905 | 27 | 3.07517 |

**2026 BUDGET FOR THE TOWN OF FARMINGTON
CREEKWOOD LIGHTING FUND**

| ACCOUNT | ACCOUNT CODE | 2020 | 2021 | 2022 | 2023 | 2024 | 5 YEAR AVE | ADOPTED BUDGET 2025 | ACTUAL JUNE 30TH 2025 | TENTATIVE BUDGET 2026 | PRELIMINARY BUDGET 2026 | ADOPTED BUDGET 2026 | CHANGE FROM 2025 | % CHANGE FROM 2025 |
|----------------------------------|--------------|------|-------|-------|-------|-------|------------|---------------------|-----------------------|-----------------------|-------------------------|---------------------|------------------|--------------------|
| Appropriations | | | | | | | | | | | | | | |
| Street Lighting - CE | SL1-5182.58 | - | - | 181 | 95 | 106 | 76 | 250 | 51 | 150 | 150 | 150 | (100) | -40 |
| Street Lighting - Connection Con | SL1-5182.581 | | 1,868 | | | - | 374 | | | | | | - | ***** |
| Pole Replacement | SL1-5182.582 | | 1,677 | | | - | 335 | | | | | | - | ***** |
| Debt expense | SL1-5182.585 | | | | | - | - | 880 | 662 | 883 | 883 | 883 | 3 | 0.34091 |
| Appropriation Totals | | - | 3,545 | 181 | 95 | 106 | | 1,130 | 51 | 1,033 | 1,033 | 1,033 | (97) | -8.5841 |
| Revenues | | | | | | | | | | | | | | |
| Real Property Tax | SL1-1001S | 500 | 2,000 | 1,500 | 1,800 | 1,800 | 1,520 | 1,130 | 1,130 | 1,033 | 1,033 | 1,033 | (97) | -8.5841 |
| Interest & Earnings | SL1-2401CW | 1 | 1 | 1 | 2 | 2 | 1 | | 1 | | | | - | ***** |
| Fund Balance | SL1-599 | | | | | | - | | | | | | - | ***** |
| Revenue Totals: | | 501 | 2,001 | 1,501 | 1,802 | 1,802 | | 1,130 | 1,131 | 1,033 | 1,033 | 1,033 | (97) | -8.5841 |

**2026 BUDGET FOR THE TOWN OF FARMINGTON
MONARCH MANOR LIGHTING FUND**

| ACCOUNT | ACCOUNT CODE | 2020 | 2021 | 2022 | 2023 | 2024 | 5 YEAR AVE | ADOPTED BUDGET 2025 | ACTUAL JUNE 30TH 2025 | TENTATIVE BUDGET 2026 | PRELIMINARY BUDGET 2026 | ADOPTED BUDGET 2026 | CHANGE FROM 2025 | % CHANGE FROM 2025 |
|-----------------------------|--------------|------|------|------|------|------|------------|---------------------|-----------------------|-----------------------|-------------------------|---------------------|------------------|--------------------|
| Appropriations | | | | | | | | | | | | | | |
| Street Lighting - CE | SL1-5182.59 | 152 | 203 | 250 | 278 | 327 | 242 | 300 | 144 | 325 | 325 | 325 | 25 | 8.33333 |
| Connection Fee | SL1-5182.591 | | | | 181 | | | | | | | | - | ***** |
| Debt expense | SL1-5182.595 | | | | | | | 352 | 265 | 353 | 353 | 353 | 1 | 0.28409 |
| Appropriation Totals | | 152 | 203 | 250 | 459 | 327 | 278 | 652 | 144 | 678 | 678 | 678 | 26 | 3.98773 |
| Revenues | | | | | | | | | | | | | | |
| Real Property Tax | SL1-1001T | 500 | 300 | 300 | 400 | 400 | 380 | 652 | 652 | 678 | 678 | 678 | 26 | 3.98773 |
| Interest & Earnings | SL1-2401T | 1.0 | 1.0 | 1.0 | 1.3 | 1.2 | 1 | | 1 | | | | - | ***** |
| Fund Balance | SL1-599 | | | | | | 0 | - | | - | - | - | - | ***** |
| Revenue Totals: | | 501 | 301 | 301 | 401 | 401 | 401 | 652 | 653 | 678 | 678 | 678 | 26 | 3.98773 |

**2026 BUDGET FOR THE TOWN OF FARMINGTON
REDFIELD GROVE LIGHTING FUND**

| ACCOUNT | ACCOUNT CODE | 2020 | 2021 | 2022 | 2023 | 2024 5 YEAR AVE | ADOPTED BUDGET 2025 | ACTUAL JUNE 30TH 2025 | TENTATIVE BUDGET 2026 | PRELIMINARY BUDGET 2026 | ADOPTED BUDGET 2026 | CHANGE FROM 2025 | % CHANGE FROM 2025 |
|-----------------------------|--------------|--------------|---------------|----------------|--------------|-----------------|---------------------|-----------------------|-----------------------|-------------------------|---------------------|------------------|---------------------|
| Appropriations | | | | | | | | | | | | | |
| Street Lighting - CE | SL1-5182.60 | 35.94 | 296.68 | 494.84 | 570.4 | 699.49 | 419.47 | 650 | 296 | 600 | 600 | 600 | (50) -7.6923 |
| Redfield Grove-Pole Rep | SL1-5182.601 | | | 1520.15 | | | | | | | | | - ***** |
| Redfield Grove-Conn Fee | SL1-5182.602 | | | 362 | | | | | | | | | - ***** |
| Debt expense | SL1-5182.605 | | | | | | | 1,759 | 1,324 | 1,765 | 1,765 | 1,765 | 6 0.3411 |
| Appropriation Totals | | 35.94 | 296.68 | 2376.99 | 570.4 | 699.49 | 795.9 | 2,409 | 1,620 | 2,365 | 2,365 | 2,365 | (44) -1.8265 |
| Revenues | | | | | | | | | | | | | |
| Real Property Tax | SL1-1001U | 1000 | 1000 | 1000 | 1600 | 3700 | 1660 | 2,409 | 2,409 | 2,200 | 2,200 | 2,200 | (209) -8.6758 |
| Interest & Earnings | SL1-2401RG | 1 | 1 | 2 | 2 | 3 | 2 | | 2 | | | | - ***** |
| Fund Balance | SL1-599 | | | | | | | - | | 165 | 165 | 165 | 165 ***** |
| Revenue Totals: | | 1001 | 1001 | 1002 | 1602 | 3703 | 1662 | 2,409 | 2,411 | 2,365 | 2,365 | 2,365 | (44) -1.8265 |

**2026
HATHAWAY
LIGHTING FUND**

| ACCOUNT | ACCOUNT CODE | 2022 | 2023 | 2024 5 YEAR AVE | ADOPTED BUDGET 2025 | ACTUAL JUNE 30TH 2025 | TENTATIVE BUDGET 2026 | PRELIMINARY BUDGET 2026 | ADOPTED BUDGET 2026 | CHANGE FROM 2025 | % CHANGE FROM 2025 | |
|-----------------------------|--------------|------|------|-----------------|---------------------|-----------------------|-----------------------|-------------------------|---------------------|------------------|--------------------|-------|
| Appropriations | | | | | | | | | | | | |
| Street Lighting - CE | SL1-5182.61 | 120 | 100 | 112.07 | 66.504 | 500 | 71 | 150 | 150 | 150 | (350) | -70 |
| Appropriation Totals | | 120 | 100 | 112 | 67 | 500 | 71 | 150 | 150 | 150 | (350) | -70 |
| Revenues | | | | | | | | | | | | |
| Real Property Tax | SL1-1001W | 3263 | 3000 | 500 | 1352.604 | 400 | 400 | 150 | 150 | 150 | (250) | -62.5 |
| Interest-Hathaway | SL1-2401HA | 1 | 3 | 3 | 2 | | 1 | | | | - | |
| Fund Balance | SL1-599 | 0 | | | | 100 | | | | | (100) | -100 |
| Revenue Totals: | | 3264 | 3003 | 503 | 1354 | 500 | 401 | 150 | 150 | 150 | (350) | -70 |

2026 BUDGET FOR THE TOWN OF FARMINGTON
SIDEWALK FUND

| ACCOUNT | ACCOUNT CODE | 2020 | 2021 | 2022 | 2023 | 2024 | 5 YEAR AVE | ADOPTED BUDGET 2025 | ACTUAL JUNE 30TH 2025 | TENTATIVE BUDGET 2026 | PRELIMINARY BUDGET 2026 | ADOPTED BUDGET 2026 | CHANGE FROM 2025 | % CHANGE FROM 2025 |
|----------------------------------|--------------|--------------|--------------|---------------|---------------|---------------|---------------|---------------------|-----------------------|-----------------------|-------------------------|---------------------|------------------|--------------------|
| Appropriations | | | | | | | | | | | | | | |
| Personal Services | SM5410.1 | 8878 | 5943 | 2500 | 3464 | 2023 | 4561.70 | 8000 | 34 | 8240 | 8240 | 8240 | 240 | 3 |
| Equipment | SM5410.2 | | | 3674 | 735 | 3261 | 1534.01 | 7500 | 7500 | 0 | 0 | 0 | (7,500) | -100 |
| Sidewalk - CE - Auburn Meadows | SM5410.4 | | | 12728 | 2546 | 1045 | 3263.77 | 3,650 | 0 | 4000 | 4000 | 4000 | 350 | 9.58904 |
| Sidewalk - CE - Beaver Creek | SM5410.41 | | | 9750 | 1950 | 159 | 2371.80 | 347 | 0 | 400 | 400 | 400 | 53 | 15.2738 |
| Sidewalk - CE- Hickory Rise | SM5410.42 | | | | 0 | 0 | 0.00 | 815 | - | 880 | 880 | 880 | 65 | 7.97546 |
| Sidewalk - CE- Monarch Manor | SM5410.43 | | | 30 | 6 | 0 | 7.19 | 434 | - | 480 | 480 | 480 | 46 | 10.5991 |
| Sidewalk - CE- Redfield Grove | SM5410.44 | | | | 0 | 0 | 0.00 | 347 | - | 320 | 320 | 320 | (27) | -7.781 |
| Sidewalk - CE-Pintail | SM5410.45 | | | | 0 | 0 | 0.00 | 74 | - | 80 | 80 | 80 | 6 | 8.10811 |
| Sidewalk-Hathaway | SM5410.46 | | | | 0 | 0 | 0.00 | 1,344 | - | 1,840 | 1,840 | 1,840 | 496 | 36.9048 |
| Establish Future Reserve | SM0962.4 | | | | | | | | | 12,000 | 12,000 | 12,000 | 12,000 | ***** |
| Social Security | SM9030.8 | 679 | 455 | 191 | 265 | 155 | 348.98 | 612 | 3 | 631 | 631 | 631 | 19 | 3.10458 |
| Appropriation Totals | | 9,557 | 6,398 | 28,873 | 8,966 | 6,643 | 12,087 | 23,123 | 7,536 | 28,871 | 28,871 | 28,871 | 5,748 | (13) |
| Revenues | | | | | | | | | | | | | | |
| Real Property Tax-Auburn Meadows | SM1001 | 5,691 | 6,018 | 7,081 | 11,439 | 12,330 | 8511.8 | 11,706 | 11,706 | 14,276 | 14,276 | 14,435 | 2,729 | 23.3128 |
| Real Property Tax-Beaver Creek | SM1001B | 734 | 741 | 1,246 | 1,133 | 1,160 | 1002.8 | 1,153 | 1,153 | 1,444 | 1,444 | 1,444 | 291 | 25.2385 |
| Real Property Tax-Hickory Rise | SM1001H | 1,836 | 1,758 | 2,098 | 2,707 | 2,787 | 2237.2 | 2,587 | 2,587 | 3,176 | 3,176 | 3,176 | 589 | 22.7677 |
| Real Property Tax-Monarch Manor | SM1001M | 367 | 278 | 525 | 777 | 1,410 | 671.4 | 1,401 | 1,401 | 1,612 | 1,612 | 1,732 | 331 | 23.626 |
| Real Property Tax-Redfield Grove | SM1001R | 367 | 278 | 787 | 1,071 | 1,149 | 730.4 | 1,153 | 1,153 | 1,234 | 1,234 | 1,155 | 2 | 0.17346 |
| Real Property Tax-Pintail | SM1001P | 184 | 185 | 131 | 252 | 237 | 197.8 | 235 | 235 | 569 | 569 | 289 | 54 | 22.9787 |
| Real Property Tax-Hathaway | SM1001HT | | | 2,033 | 3,610 | 4,192 | 1966.946 | 4,888 | 4,888 | 6,560 | 6,560 | 6,640 | 1,752 | 35.8429 |
| Interest & Earnings | SM2401 | 16 | 16 | 20 | 28 | 28 | 21.564 | | 18 | | | | - | ***** |
| Fund Balance | SM599 | | | | | | 0 | | | | | | - | ***** |
| Revenue Totals: | | 9,195 | 9,274 | 13,921 | 21,017 | 23,293 | 15,340 | 23,123 | 23,141 | 28,871 | 28,871 | 28,871 | 5,748 | 153.94 |

2026 OF FARMINGTON

Summary of All Funds

| Funds | Fund Code | Last Year Actual 2024 | Adopted Budget 2025 | Actual 6/30/25 | Tentative Budget 2026 | Preliminary Budget 2026 | Adopted Budget 2026 | Change from 2025 | % change from 2025 |
|------------------------------|-----------|-----------------------|---------------------|------------------|-----------------------|-------------------------|---------------------|------------------|--------------------|
| Appropriations: | | | | | | | | | |
| General | A | 8,478,718 | 9,510,754 | 3,993,776 | 8,962,927 | 9,038,059 | 9,038,059 | (472,695) | (4.97) |
| Highway | DA | 3,525,936 | 3,877,806 | 1,248,916 | 3,787,644 | 3,802,977 | 3,802,977 | (74,829) | (1.93) |
| Fire Protection | SF | 752,499 | 880,976 | 581,138 | 1,100,000 | 1,100,000 | 1,100,000 | 219,024 | 24.86 |
| Drainage | SD | 222,753 | 277,574 | 146,769 | 588,140 | 484,099 | 484,099 | 206,525 | 74.40 |
| Sewer | SS | 4,357,005 | 5,034,962 | 1,574,850 | 5,317,028 | 5,276,320 | 5,276,320 | 241,358 | 4.79 |
| Cdga-Farm | SW1- | 5,340,515 | 5,007,280 | 1,504,128 | 5,516,099 | 5,748,542 | 5,748,542 | (620,457) | (11.07) |
| Calm Lake | SL1- | 884 | 2,220 | 455 | 2,224 | 2,224 | 2,224 | 4 | 0.18 |
| Doe Haven | SL1- | 743 | 1,216 | 331 | 1,368 | 1,368 | 1,368 | 152 | 12.50 |
| Hook Rd | SL1- | 2,027 | 6,787 | 1,031 | 7,053 | 7,053 | 7,053 | 266 | 3.92 |
| Farmbrook | SL1- | 10,012 | 30,305 | 6,500 | 32,765 | 32,765 | 32,765 | 2,460 | 8.12 |
| Pheasant Crossing | SL1- | 96 | 326 | 67 | 327 | 327 | 327 | 1 | 0.31 |
| Doe Haven Ill | SL1- | 366 | 1,004 | 130 | 1,031 | 1,031 | 1,031 | 27 | 2.69 |
| Stonewood | SL1- | 33 | 138 | 29 | 149 | 149 | 149 | 11 | 7.97 |
| Fairdale Glen | SL1- | 1,137 | 2,156 | 584 | 2,209 | 2,209 | 2,209 | 53 | 2.46 |
| Auburn Meadows | SL1- | 3,535 | 6,638 | 6,855 | 9,325 | 9,325 | 9,325 | 2,687 | 40.48 |
| Beaver Creek | SL1- | 221 | 562 | 125 | 628 | 628 | 628 | 66 | 11.74 |
| Phillips Landing | SL1- | 275 | 592 | 180 | 713 | 713 | 713 | 121 | 20.44 |
| Mercier | SL1- | 379 | 629 | 258 | 815 | 815 | 815 | 186 | 29.57 |
| Farmington Ponds | SL1- | 130 | 250 | 95 | 250 | 250 | 250 | - | - |
| Hickory Rise | SL1- | 324 | 878 | 173 | 905 | 905 | 905 | 27 | 3.08 |
| Creekwood Light | SL1- | 106 | 1,130 | 51 | 1,033 | 1,033 | 1,033 | (97) | (8.58) |
| Monarch Manor Light | SL1- | 327 | 652 | 144 | 678 | 678 | 678 | 26 | 3.99 |
| Redfield Grove | SL1- | 699 | 2,409 | 1,620 | 2,365 | 2,365 | 2,365 | (44) | (1.83) |
| Hathaway Light | SL1- | 112 | 500 | 71 | 150 | 150 | 150 | (350) | (70.00) |
| Pintail | SL1- | 35 | 728 | 62 | 730 | 730 | 730 | 2 | - |
| Hickory Rise | SM | 653 | 2,587 | 904 | 3,176 | 3,176 | 3,176 | 589 | 22.76 |
| Beaver Creek | SM | 431 | 1,153 | 377 | 1,444 | 1,444 | 1,444 | 291 | 25.20 |
| Monarch Manor | SM | 326 | 1,401 | 452 | 1,732 | 1,732 | 1,732 | 331 | 23.64 |
| Auburn Meadows | SM | 3,928 | 11,706 | 3,994 | 14,435 | 14,435 | 14,435 | 2,729 | 23.31 |
| Pintail | SM | 54 | 235 | 75 | 289 | 289 | 289 | 54 | 22.86 |
| Redfield Grove | SM | 272 | 1,153 | 377 | 1,155 | 1,155 | 1,155 | 2 | 0.16 |
| Hathaway Sidewalks | SIM | 979 | 4,888 | 1,357 | 6,640 | 6,640 | 6,640 | 1,752 | 35.85 |
| Appropriation Totals: | | 22,705,511 | 24,671,595 | 9,075,875 | 25,365,427 | 25,543,586 | 25,543,586 | (489,729) | 307 |

2026 OF FARMINGTON

Summary of All Funds
Tentative

| Funds | Fund Code | Last Year Actual 2024 | Adopted Budget 2025 | Actual 6/30/25 | Budget 2026 | Preliminary Budget 2026 | Adopted Budget 2026 | Change from 2025 | % change from 2025 |
|------------------------|-----------|-----------------------|---------------------|-------------------|-------------------|-------------------------|---------------------|------------------|--------------------|
| Revenues | | | | | | | | | |
| General | A | 7,179,351 | 9,510,754 | 4,109,366 | 8,962,927 | 9,038,059 | 9,038,059 | (472,695) | (4.97) |
| Highway | DA | 3,934,967 | 3,877,806 | 1,289,626 | 3,787,644 | 3,802,977 | 3,802,977 | (74,829) | (1.93) |
| Fire Protection | SF | 753,126 | 880,976 | 880,999 | 1,100,000 | 1,100,000 | 1,100,000 | 219,024 | 24.86 |
| Drainage | SD | 252,206 | 277,574 | 261,785 | 588,140 | 484,099 | 484,099 | 206,525 | 74.40 |
| Sewer | SS | 4,515,690 | 5,034,962 | 2,059,557 | 5,317,028 | 5,276,320 | 5,276,320 | 241,358 | 4.79 |
| Cdga-Farm | SW1- | 5,308,752 | 5,007,280 | 3,186,877 | 5,516,099 | 5,748,542 | 5,748,542 | (620,457) | (11.07) |
| Calm Lake | SL1- | 3,008 | 2,220 | 2,024 | 2,224 | 2,224 | 2,224 | 4 | 0.18 |
| Doe Haven | SL1- | 1,003 | 1,216 | 1,118 | 1,368 | 1,368 | 1,368 | 152 | 12.50 |
| Hook Rd | SL1- | 6,206 | 6,787 | 6,190 | 7,053 | 7,053 | 7,053 | 266 | 3.92 |
| Farmbrook | SL1- | 25,401 | 30,305 | 15,477 | 32,765 | 32,765 | 32,765 | 2,460 | 8.12 |
| Pheasant Crossing | SL1- | 402 | 326 | 327 | 327 | 327 | 327 | 1 | 0.31 |
| Doe Haven III | SL1- | 802 | 1,004 | 905 | 1,031 | 1,031 | 1,031 | 27 | 2.69 |
| Stonewood | SL1- | 2 | 138 | 1 | 149 | 149 | 149 | 11 | 7.97 |
| Fairdale Glen | SL1- | 2,006 | 2,156 | 1,959 | 2,209 | 2,209 | 2,209 | 53 | 2.46 |
| Auburn Meadows | SL1- | 4,265 | 6,638 | 6,639 | 9,325 | 9,325 | 9,325 | 2,687 | 40.48 |
| Beaver Creek | SL1- | 351 | 562 | 563 | 628 | 628 | 628 | 66 | 11.74 |
| Phillips Landing | SL1- | 253 | 592 | 343 | 713 | 713 | 713 | 121 | 20.44 |
| Mercier | SL1- | 401 | 629 | 630 | 815 | 815 | 815 | 186 | 29.57 |
| Farmington Ponds | SL1- | 351 | 250 | 251 | 250 | 250 | 250 | - | - |
| Hickory Rise | SL1- | 701 | 878 | 879 | 905 | 905 | 905 | 27 | 3.08 |
| Creekwood Light | SL1- | 1,802 | 1,130 | 1,130 | 1,033 | 1,033 | 1,033 | (97) | (8.58) |
| Monarch Manor Light | SL1- | 401 | 652 | 652 | 678 | 678 | 678 | 26 | 3.99 |
| Redfield Grove | SL1- | 3,703 | 2,409 | 2,411 | 2,365 | 2,365 | 2,365 | (44) | (1.83) |
| Pintail | SL1- | 802 | 728 | 529 | 730 | 730 | 730 | 2 | - |
| Hathaway Light | SL1- | 503 | 500 | 401 | 150 | 150 | 150 | (350) | (70.00) |
| Hickory Rise | SM | 2,791 | 2,587 | 2,587 | 3,176 | 3,176 | 3,176 | 589 | 22.77 |
| Beaver Creek | SM | 1,164 | 1,153 | 1,153 | 1,444 | 1,444 | 1,444 | 291 | 25.24 |
| Monarch Manor | SM | 1,414 | 1,401 | 1,401 | 1,732 | 1,732 | 1,732 | 331 | 23.63 |
| Auburn Meadows | SM | 12,334 | 11,706 | 11,706 | 14,435 | 14,435 | 14,435 | 2,729 | 23.31 |
| Pintail | SM | 241 | 235 | 235 | 289 | 289 | 289 | 54 | 22.98 |
| Redfield Grove | SM | 1,153 | 1,153 | 1,153 | 1,155 | 1,155 | 1,155 | 2 | 0.17 |
| Hathaway Sidewalks | SM | 4,196 | 4,888 | 4,888 | 6,640 | 6,640 | 6,640 | 1,752 | 35.84 |
| Revenue Totals: | | 22,019,749 | 24,671,595 | 11,853,760 | 25,365,427 | 25,543,586 | 25,543,586 | (489,729) | 307 |

| Department | % of Payroll | | County Amount | Amount/Dept |
|-------------------|---------------------|---|----------------------|--------------------|
| General | 0.48 | X | 80,908.00 | 38,836 |
| Highway | 0.21 | X | 80,908.00 | 16,991 |
| Storm Drainage | 0.02 | X | 80,908.00 | 1,618 |
| Water | 0.13 | X | 80,908.00 | 10,518 |
| Sewer | 0.16 | X | 80,908.00 | 12,945 |
| | 1.00 | | | 80,908.00 |

Tax rate schedule
Summary of Town Budget for

2026

21-Oct-25

| Fund | Approp. Adopted | Estimated | Less Revenues | Fund Balance & Appr Reser | Amt to be Raised By Tax | Taxable Assessed Value | Implied Tax Rate \$\$ per Thousand | Current Yr Tax Rate \$\$ per Thousand | % change From Current Year |
|----------------------------|-----------------|------------|---------------|---------------------------|-------------------------|------------------------|------------------------------------|---------------------------------------|----------------------------|
| GENERAL FUND | 9,038,059 | 6,807,444 | | 1,715,615 | 515,000 | 1,857,823,405 | \$0.492512 | \$0.686376 | -28.24% |
| HIGHWAY FUND | 3,802,977 | 2,853,280 | | 549,697 | 400,000 | 1,857,823,405 | \$0.492512 | \$0.686376 | -28.24% |
| DRAINAGE DIST./TAX LEVY | 484,099 | 10,000 | | 0 | 474,099 | 1,669,812,718 | \$0.283923 | \$0.186281 | 52.42% |
| DRAINAGE DIST./SPEC ASSESS | | | | | 0 | | \$0.000000 | \$0.000000 | ##### |
| FIRE DISTRICT | 1,100,000 | 0 | | 0 | 1,100,000 | 1,920,044,585 | \$0.572903 | \$0.563745 | 1.62% |
| SEWER DISTRICT | 5,276,320 | 4,719,718 | | 556,602 | 0 | | \$0.000000 | \$0.000000 | ##### |
| * CDGA/FARM WATER - CDGA | 1,002,098 | 648298 | | 98,005 | 312,765 | 338,581,651 | \$0.923751 | \$0.841248 | 9.81% |
| * CDGA/FARM WATER - FARM | 4746444.00 | 3,114,760 | | | 1,531,011 | 1,801,504,579 | \$0.849851 | \$0.877046 | -3.10% |
| | | | | | | 0 | \$0.000000 | \$0.000000 | ##### |
| | | | | | | 0 | \$0.000000 | \$0.000000 | ##### |
| | | | | | | 0 | \$0.000000 | \$0.000000 | ##### |
| * SHELDON ROAD WATER | | | | 1,300 | 18,252 | 10,378,471 | \$1.758641 | \$2.489011 | -29.34% |
| * EMERSON-ALLEN ROAD | | | | | 19,339 | 6,374,409 | \$3.033850 | \$2.885729 | 5.13% |
| * HOPEWELL TOWNLINE | | | | | 4,812 | 2,124,862 | \$2.264618 | \$1.673567 | 35.32% |
| DOE HAVEN LIGHT - LD282 | 1,368 | 0 | | 200 | 1,168 | 10,411,820 | \$0.112180 | \$0.124951 | -10.22% |
| HOOK RD. LIGHT | 7,053 | 0 | | 1,000 | 6,053 | 42,201,981 | \$0.143429 | \$0.170876 | -16.06% |
| FARMBROOK LIGHT | 32,765 | 0 | | 16,402 | 16,363 | 149,645,066 | \$0.109345 | \$0.130687 | -16.33% |
| DOE HAVEN III - LD285 | 1,031 | 0 | | 0 | 1,031 | 4,771,771 | \$0.216062 | \$0.227916 | -5.20% |
| PHEASANT CROSS | 327 | 0 | | 0 | 327 | 8,658,600 | \$0.037766 | \$0.044018 | -14.20% |
| ** CALM LAKE LIGHT | 2,224 | 0 | | 324 | 1,900 | 0 | \$0.000000 | \$0.000000 | ##### |
| STONEWOOD LIGHTING | 149 | 0 | | 149 | 0 | 26,975,590 | \$0.000000 | \$0.000000 | ##### |
| FAIRDALE GLEN LIGHTING | 2,209 | 0 | | 300 | 1,909 | 7,910,000 | \$0.241340 | \$0.283865 | -14.98% |
| AUBURN MEADOWS LIGHTING | 9,325 | 0 | | 0 | 9,325 | 200,611,800 | \$0.046483 | \$0.039424 | 17.90% |
| BEAVER CREEK LIGHTING | 628 | 0 | | 0 | 628 | 31,199,000 | \$0.020129 | \$0.021794 | -7.64% |
| PHILLIPS LANDING LIGHTING | 713 | 0 | | 400 | 313 | 31,882,300 | \$0.009817 | \$0.011944 | -17.81% |
| MERCIER LIGHTING | 815 | 0 | | 0 | 815 | 10,690,600 | \$0.076235 | \$0.063945 | 19.22% |
| FARMINGTON PONDS LIGHTIN | 250 | 0 | | 0 | 250 | 9,487,100 | \$0.026352 | \$0.031318 | -15.86% |
| HICKORY RISE LIGHTING | 905 | 0 | | 0 | 905 | 50,055,300 | \$0.018080 | \$0.019899 | -9.14% |
| CREEKWOOD LIGHTING | 1,033 | 0 | | 0 | 1,033 | 3,995,000 | \$0.258573 | \$0.284277 | -9.04% |
| MONARCH MANOR LIGHTING | 678 | 0 | | 0 | 678 | 23,534,900 | \$0.028808 | \$0.036371 | -20.79% |
| REDFIELD GROVE LIGHTING | 2,365 | 0 | | 165 | 2,200 | 26,233,000 | \$0.083864 | \$0.112922 | -25.73% |
| PINTAIL CROSSING LIGHTIN | 730 | 0 | | 100 | 630 | 3,502,600 | \$0.179866 | \$0.164368 | 9.43% |
| HATHAWAY LIGHTING | 150 | 0 | | 0 | 150 | 57,342,400 | \$0.002616 | \$0.012868 | -79.67% |
| BEAVER CREEEK SIDEWALK | 1,444 | 0 | | 0 | 1,444 | 31,199,000 | \$0.046284 | \$0.044713 | 3.51% |
| HICKORY RISE SIDEWALK | 3,176 | 0 | | 0 | 3,176 | 50,055,300 | \$0.063450 | \$0.058631 | 8.22% |
| MONARCH MANOR SIDEWALK | 1,732 | 0 | | 0 | 1,732 | 23,534,900 | \$0.073593 | \$0.078153 | -5.83% |
| AUBURN MEADOWS SIDEWAL | 14,435 | 0 | | 0 | 14,435 | 200,611,800 | \$0.071955 | \$0.069523 | 3.50% |
| REDFIELD GROVE SIDEWALK | 1,155 | 0 | | 0 | 1,155 | 26,233,000 | \$0.044029 | \$0.054047 | -18.54% |
| PINTAIL CROSSING SIDEWALK | 289 | 0 | | 0 | 289 | 3,502,600 | \$0.082510 | \$0.073156 | 12.79% |
| HATHAWAY SIDEWALKS | 6,640 | 0 | | 0 | 6,640 | 57,342,400 | \$0.115796 | \$0.157241 | -26.36% |
| Totals: | 25,543,586 | 18,153,500 | | 2,940,259 | 4,449,827 | | | | |

* - See Appendix A
** - See Appendix B

sewer district - no amount to be raised - all revenues minus Fund Balance goes under less estimated revenues column

10/21/2025.

CANANDAIGUA-FARMINGTON WATER DIST. 2026
% APPORTIONED COST

10/21/2025

| | FARMINGTON | CANANDAIGUA | North&Andrews | Emerson-Allen | Hopewell T.L. | Fox Rd. | Sheldon | | | | |
|-------------------------|---------------------|-------------------|---------------|---------------|---------------|--------------|---------------|------------------|------------------|---------------|--------------------|
| <i>prior year value</i> | 1,450,733,852 | 350,775,290 | | \$ 6,802,440 | \$ 2,420,579 | \$ - | \$ 8,377,619 | | | | |
| Total Assessed Value | 1,801,504,579 | 338,581,651 | | \$ 6,374,409 | \$ 2,124,862 | \$ - | \$ 10,378,471 | \$ 2,158,963,972 | | | |
| Equalization Rate | 100% | 92% | | 92% | 98% | 100% | 100% | 100% | | | |
| Full Value | 1,801,504,579 | 368,023,534 | | \$ 6,928,705 | \$ 2,168,227 | \$ - | \$ 10,378,471 | \$ 377,120,466 | \$ 9,096,932 | | |
| | | | | | | | | \$ 2,189,003,516 | \$ 1,811,883,050 | | |
| PERCENT SHARE | 82.77% | 17.23% | | | | | | | | | |
| TOTAL EXPENSES | | | | | | | | | | | |
| Operation & Maintenance | 4,727,006 | 983,866 | | | | | | \$ 5,710,872 | \$ 5,721,390 | | |
| Workman's Comp | 8,706 | 1,812 | | | | | | \$ 10,518 | | | |
| | <u>4,735,711.70</u> | <u>985,678.30</u> | | | | | | | | | |
| DEBT SERVICE | | | | | | | | | | | |
| Dist. & System Debt | - | - | | | | | | \$ - | | | |
| District Ext. Debt | <u>10,732.00</u> | <u>16,420.00</u> | | | | | | \$ 27,152 | | | |
| TOTAL APPROP | 4,746,443.70 | 1,002,098.30 | | | | | | \$ 5,748,542 | | | |
| REVENUE: Operation | 3,114,760.19 | 648,297.81 | | | | | | \$ 3,763,058 | | | |
| DISTRICT DEBT | (10,732.00) | (16,420.00) | \$ - | \$ - | \$ 13,451.00 | \$ 2,969.00 | \$ - | \$ 10,732.00 | \$ 16,420 | | |
| | | | | \$ - | \$ - | | | \$ 16,420 | \$ 27,152 | | |
| APP. FUND BAL. | (98,005) | - | \$ - | \$ - | | | | \$ (1,300) | \$ - | | |
| | | | | | | | | | (99,305.00) | | |
| | 1,522,946.51 | 337,380.49 | | | | | | | \$ 1,860,327 | | |
| SHARE O&M + DEBT | 82.298% | 16.812% | 0.000% | 0.000% | 0.317% | 0.099% | 0.000% | 0.000% | 0.000% | 0.474% | 100.00% |
| | | | | | | | | | | | \$ - |
| OPER. & MAINT Amount | <u>1,531,011</u> | <u>312,765</u> | - | - | 5,888 | 1,843 | - | - | - | 8,820 | 1,860,327.0 |
| AMOUNT TO RAISE | 1,531,011 | 312,765 | - | - | 19,339 | 4,812 | - | - | - | 18,252 | 1,886,180.0 |

| | | | | | | | | | |
|-------------------------|--------------|------------|------|------------|------------|------------|------------|------------|--------------|
| ESTIMATED 2026 TAX RATE | \$ 0.84985 | \$ 0.92375 | | \$ 3.03391 | \$ 2.26446 | | | | \$ 1.75866 |
| Increase/Decrease | \$ (0.02720) | \$ 0.08250 | \$ - | \$ - | \$ 0.14825 | \$ 0.59107 | \$ - | \$ - | \$ (0.72538) |
| 2025 Tax Rate | \$ 0.87705 | \$ 0.84125 | | | \$ 2.88566 | \$ 1.67339 | | | \$ 2.48404 |
| 2024 Tax Rate | \$ 0.83301 | \$ 0.83301 | | \$ - | \$ 2.60094 | \$ 2.16058 | \$ 1.01527 | \$ 1.99764 | \$ 2.38636 |
| 2023 Tax Rate | \$ 0.86785 | \$ 0.88803 | | \$ - | \$ 3.42085 | \$ 1.96018 | \$ 1.50924 | \$ 2.39317 | \$ 3.03165 |
| 2022 Tax Rate | \$ 0.85289 | \$ 0.85289 | | \$ 0.85289 | \$ 3.17287 | \$ 1.86170 | \$ 1.64197 | \$ 2.54789 | \$ 3.12382 |
| 2021 Tax Rate | \$ 0.80485 | \$ 0.80485 | | \$ 0.80485 | \$ 3.18076 | \$ 1.90483 | \$ 1.92926 | \$ 2.60404 | \$ 3.08315 |
| 2020 Tax Rate | \$ 0.75009 | \$ 0.75009 | | \$ 1.92872 | \$ 2.76614 | \$ 1.95276 | \$ 1.93448 | \$ 2.47117 | \$ 3.37236 |
| 2019 Tax Rate | \$ 0.71031 | \$ 0.71031 | | \$ 1.99719 | \$ 2.80330 | \$ 2.03276 | \$ 1.99982 | \$ 2.41651 | \$ 3.01236 |
| 2018 Tax Rate | \$ 0.67051 | \$ 0.67051 | | \$ 2.12952 | \$ 2.99636 | \$ 2.04715 | \$ 2.01228 | \$ 2.38520 | \$ 3.14240 |
| 2017 Tax Rate | \$ 0.56940 | \$ 0.56940 | | \$ 2.81417 | \$ 2.83456 | \$ 2.01108 | \$ 2.08379 | \$ 2.42123 | \$ 3.21368 |

| SBL | Address | Owners Name | |
|----------------|-------------------|---------------------------------|-------|
| 29.73-1-1.000 | 6010 Calm Lake Dr | Boyce, Donald E | 31.15 |
| 29.73-1-2.000 | 6008 Calm Lake Dr | Bullen, Stearns E Jr | 31.15 |
| 29.73-1-3.000 | 6006 Calm Lake Dr | Schipper, Stuart P | 31.15 |
| 29.73-1-4.000 | 6004 Calm Lake Dr | Williams Marcia R | 31.15 |
| 29.73-1-5.000 | 6002 Calm Lake Dr | Iodice, Ashley | 31.15 |
| 29.73-1-6.000 | 6000 Calm Lake Dr | Conway, Jacqueline A | 31.15 |
| 29.73-1-7.000 | 5998 Calm Lake Dr | Comella, Brandon T | 31.15 |
| 29.73-1-8.000 | 5996 Calm Lake Dr | Pietropaolo, Dawn M | 31.15 |
| 29.73-1-9.000 | 5994 Calm Lake Dr | Napier, Robert | 31.15 |
| 29.73-1-10.000 | 5962 Calm Lake Dr | Gill, Heather C | 31.15 |
| 29.73-1-11.000 | 5960 Calm Lake Dr | Phelps, Katherine L | 31.15 |
| 29.73-1-12.000 | 5958 Calm Lake Dr | Czymmek, Wade A | 31.15 |
| 29.73-1-13.000 | 5956 Calm Lake Dr | Muscarella Irr Trust 10/16/18 | 31.15 |
| 29.73-1-14.000 | 5954 Calm Lake Dr | Parker Robert E Jr | 31.15 |
| 29.73-1-15.000 | 5952 Calm Lake Dr | Jewsbury Kathleen | 31.15 |
| 29.73-1-16.000 | 5950 Calm Lake Dr | Gardner, Cynthia A | 31.15 |
| 29.73-1-17.000 | 5948 Calm Lake Dr | Driessen, Jennifer L | 31.15 |
| 29.73-1-18.000 | 5946 Calm Lake Dr | Doran, Gail D.H. | 31.15 |
| 29.73-1-19.000 | 5944 Calm Lake Dr | Smith, Tracy L | 31.15 |
| 29.73-1-20.000 | 5942 Calm Lake Dr | Revocable Trust, Collette Brien | 31.15 |
| 29.73-1-21.000 | 5940 Calm Lake Dr | King, Carol B | 31.15 |
| 29.73-1-22.000 | 5938 Calm Lake Dr | Dinapoli, Erica | 31.15 |
| 29.73-1-23.000 | 5936 Calm Lake Dr | Foley, Mari | 31.15 |
| 29.73-1-24.000 | 5934 Calm Lake Dr | Krossber, Edward J | 31.15 |
| 29.73-1-25.000 | 5932 Calm Lake Dr | Lynn, Kelsey L | 31.15 |
| 29.73-1-26.000 | 5930 Calm Lake Dr | Years, Kimberly S | 31.15 |
| 29.73-1-27.000 | 5925 Calm Lake Dr | Loveless Harry S | 31.15 |
| 29.73-1-28.000 | 5927 Calm Lake Dr | Phaneuf June | 31.15 |
| 29.73-1-29.000 | 5929 Calm Lake Dr | Hainsworth, Augustus | 31.15 |
| 29.73-1-30.000 | 5931 Calm Lake Dr | Lindsay, Brian C | 31.15 |
| 29.73-1-31.000 | 5933 Calm Lake Dr | Corrado, Frank | 31.15 |
| 29.73-1-32.000 | 5935 Calm Lake Dr | Platania, Charles R | 31.15 |
| 29.73-1-33.000 | 5937 Calm Lake Dr | Bustos, Yolanda | 31.15 |
| 29.73-1-34.100 | 5947 Calm Lake Dr | Burditt, Rebecca M | 31.15 |
| 29.73-1-35.100 | 5949 Calm Lake Dr | Baron, Jacob | 31.15 |
| 29.73-1-36.100 | 5951 Calm Lake Dr | Malolepszy, Lori S | 31.15 |
| 29.73-1-37.100 | 5953 Calm Lake Dr | Weltch, Jeffery | 31.15 |
| 29.73-1-38.000 | 5955 Calm Lake Dr | Powell, Michael S | 31.15 |
| 29.73-1-39.000 | 5957 Calm Lake Dr | Fiske Brook D | 31.15 |
| 29.73-1-40.000 | 5959 Calm Lake Dr | Miller, Roger F | 31.15 |
| 29.73-1-41.000 | 5961 Calm Lake Dr | Woodland, William | 31.15 |
| 29.73-1-42.000 | 5963 Calm Lake Dr | Brennan, Michael D | 31.15 |
| 29.73-1-43.000 | 5965 Calm Lake Dr | Rice Linda A | 31.15 |
| 29.73-1-44.000 | 5967 Calm Lake Dr | Humphries, William | 31.15 |
| 29.73-1-45.000 | 5969 Calm Lake Dr | Smith, Tiffany | 31.15 |
| 29.73-1-46.000 | 5971 Calm Lake Dr | Buskey, Vanessa L | 31.15 |
| 29.73-1-47.000 | 5973 Calm Lake Dr | Dzierzawski, Walter | 31.14 |
| 29.73-1-52.100 | 1420 Hathaway Dr | Stewart, Robert E | 31.14 |
| 29.73-1-52.200 | 1418 Hathaway Dr | VanEpps, Margaret | 31.14 |
| 29.73-1-53.000 | 5983 Lake Run | Murphy, Michael | 31.14 |

| | | | |
|----------------|-------------------|---------------------|-------|
| 29.73-1-54.000 | 5985 Lake Run | Benson Darren | 31.14 |
| 29.73-1-55.000 | 5987 Lake Run | Schilstra Caleb R | 31.14 |
| 29.73-1-56.000 | 5979 Calm Lake Dr | Miller, Lance | 31.14 |
| 29.73-1-57.000 | 5983 Calm Lake Dr | Hudson, Robin | 31.14 |
| 29.73-1-58.000 | 5987 Calm Lake Dr | Fiore, Patricia A | 31.14 |
| 29.73-1-59.000 | 5991 Calm Lake Dr | Pease, Michael R | 31.14 |
| 29.73-1-60.000 | 5995 Calm Lake Dr | Beisheim, Timothy R | 31.14 |
| 29.73-1-61.000 | 5997 Calm Lake Dr | Jovanelli, John G | 31.14 |
| 29.73-1-62.000 | 5999 Calm Lake Dr | Wirth, Patricia | 31.14 |
| 29.73-1-63.000 | 6003 Calm Lake Dr | Foster, Gary M | 31.14 |
| 29.73-1-70.000 | 6012 Calm Lake Dr | Dupre, Michael J | 31.14 |

Appendix B

1900

Equalized Total Assessed Value 1,966,264,770

| Exemption Code | Exemption Name | Statutory Authority | Number of Exemptions | Total Equalized Value of Exemptions | Percent of Value Exempted |
|----------------|--------------------------------|---------------------|----------------------|-------------------------------------|---------------------------|
| 12100 | NYS - GENERALLY | RPTL 404(1) | 5 | 9,581,700 | 0.48 |
| 12500 | TOWN - GENERALLY | RPTL 406(1) | 37 | 3,387,100 | 0.17 |
| 12740 | VG GAS LIMITS - SEWER OR WATER | RPTL 406(3) | 1 | 292,185 | 0.01 |
| 13020 | MUNICIPAL INDUSTRIAL DEV AGENC | RPTL 412-a | 11 | 45,765,986 | 2.32 |
| 13050 | MUNICIPAL RAILROAD | RPTL 456 | 6 | 857,100 | 0.04 |
| 21000 | RES OF CLERGY - RELIG CORP OWN | RPTL 462 | 1 | 172,500 | 0.01 |
| 25110 | NONPROF CORP - RELIG/CONST PR | RPTL 420-a | 7 | 3,518,800 | 0.18 |
| 25120 | NONPROF CORP - EDUC/CONST PR | RPTL 420-a | 2 | 1,090,000 | 0.06 |
| 25130 | NONPROF CORP - CHAR /CONST PR | RPTL 420-a | 2 | 1,172,400 | 0.06 |
| 26050 | AGRICULTURAL SOCIETY | RPTL 450 | 1 | 51,900 | 0.00 |
| 26110 | VETERANS ORGANIZATION | RPTL 452 | 1 | 524,100 | 0.03 |
| 26400 | INC VOLUNTEER FIRE CO OR DEPT | RPTL 464(2) | 3 | 1,217,900 | 0.06 |
| 27050 | PRIVATELY OWNED CEMETERY LAND | RPTL 446 | 6 | 132,500 | 0.01 |
| 31101 | VETS EX BASED ON ELIGIBLE FUND | RPTL 458(1) | 4 | 16,000 | 0.00 |
| 41120 | ALT VET EX-WAR PERIOD-NON-COMB | RPTL 458-a | 184 | 2,208,000 | 0.11 |
| 41130 | ALT VET EX-WAR PERIOD-COMBAT | RPTL 458-a | 174 | 3,480,000 | 0.18 |
| 41140 | ALT VET EX-WAR PERIOD-DISABILI | RPTL 458-a | 127 | 4,474,795 | 0.23 |
| 41151 | COLD WAR VETERANS (10%), | RPTL 458-b | 33 | 132,000 | 0.01 |
| 41152 | COLD WAR VETERANS (DISABLED) | RPTL 458-b | 4 | 80,000 | 0.00 |
| 41400 | CLERGY | RPTL 460 | 7 | 10,500 | 0.00 |
| 41700 | AGRICULTURAL BUILDING | RPTL 483 | 8 | 319,300 | 0.02 |
| 41720 | AGRICULTURAL DISTRICT | AG-MKTS L 305 | 188 | 17,583,000 | 0.89 |
| 41730 | AGRIC LAND-INDIV NOT IN AG DIS | AG MKTS L 306 | 12 | 433,700 | 0.02 |
| 41900 | PERSONS AGE 65 OR OVER | RPTL 467 | 10 | 1,040,454 | 0.05 |
| 41901 | PERSONS AGE 65 OR OVER | RPTL 467 | 2 | 100,730 | 0.01 |
| 41902 | PERSONS AGE 65 OR OVER | RPTL 467 | 30 | 1,803,840 | 0.09 |
| 41904 | DISABILITIES AND LIMITED INCOM | RPTL 459-c | 1 | 44,000 | 0.00 |

Equalized Total Assessed Value 1,966,264,770

| Exemption Code | Exemption Name | Statutory Authority | Number of Exemptions | Total Equalized Value of Exemptions | Percent of Value Exempted |
|---|--------------------------------|---------------------|----------------------|-------------------------------------|---------------------------|
| 41001 | DISABILITIES AND LIMITED INCOM | RPTL 459-c | 2 | 106,500 | 5.42 |
| 41005 | DISABILITIES AND LIMITED INCOM | RPTL 459-c | 2 | 87,220 | 4.44 |
| 42009 | MILK OR MANURE STORAGE TANKS | RPTL 483-a | 15 | 264,700 | 13.46 |
| 43001 | TEMPORARY GREENHOUSES | RPTL 483-c | 1 | 40,000 | 2.03 |
| 43003 | FOREST LAND CEPTD AFTER 9/74 | RPTL 480-a | 1 | 55,400 | 2.82 |
| 47010 | BUSINESS INVESTMENT PROPERTY | RPTL 485-b | 14 | 3,337,055 | 169.72 |
| Total Exemptions Exclusive of System Exemptions: | | | 902 | 108,441,365 | 5.52 |
| Total System Exemptions: | | | 0 | 0 | 0.00 |
| Totals: | | | 902 | 108,441,365 | 5.52 |

Values have been equalized using the Uniform Percentage of Value. The Exempt amounts do not take into consideration, payments in lieu of taxes or other payments for municipal services.

Amount, if any, attributable to payments in lieu of taxes: _____